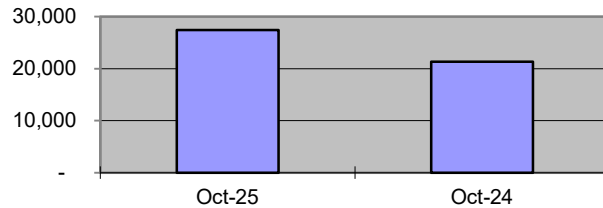


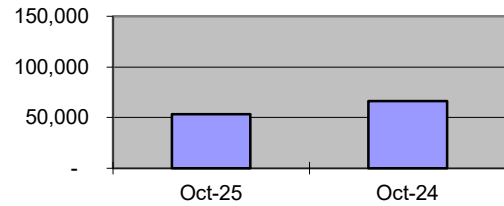
PORT OF LEWISTON OCTOBER 2025 COMPARISON SHIPPING REPORT

<u>SHIPPED</u>	<u>Oct-25</u>	<u>Oct-24</u>	<u>DIFFERENCE</u>	<u>% OF DIFFERENCE</u>
WHEAT/BARLEY**	53,579	66,208	(12,629)	-19%
BREAKBULK**	27,454	21,313	6,141	29%

MONTHLY BREAKBULK COMPARISON



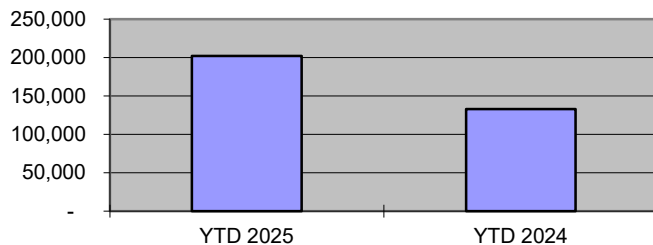
MONTHLY WHEAT COMPARISON



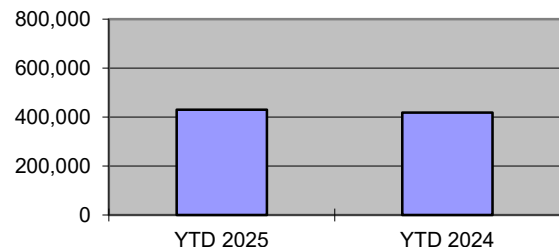
YEAR TO DATE COMPARISON

<u>SHIPPED</u>	<u>YTD 2025</u>	<u>YTD 2024</u>	<u>DIFFERENCE</u>	<u>% OF DIFFERENCE</u>
WHEAT/BARLEY**	430,731	417,346	13,385	3%
BREAKBULK**	201,968	133,224	68,744	52%

YTD BREAKBULK COMPARISON



YTD WHEAT COMPARISON



**Measured in tons*

YTD Bulk Grain Barges shipped by Tidewater (Qty) for Lewis Clark Terminal
YTD Barges at Port for Breakbulk cargo

198
131