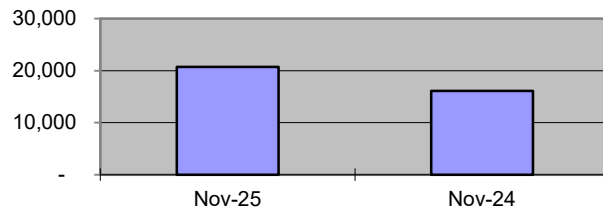


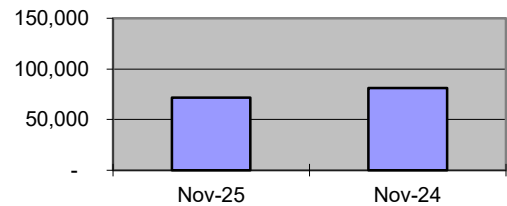
PORT OF LEWISTON NOVEMBER 2025 COMPARISON SHIPPING REPORT

<u>SHIPPED</u>	<u>Nov-25</u>	<u>Nov-24</u>	<u>DIFFERENCE</u>	<u>% OF DIFFERENCE</u>
WHEAT/BARLEY**	71,791	81,086	(9,295)	-11%
BREAKBULK**	20,745	16,076	4,669	29%

MONTHLY BREAKBULK COMPARISON



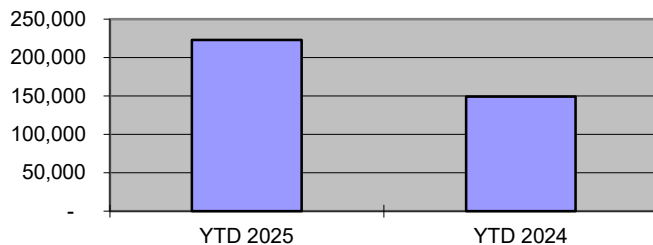
MONTHLY WHEAT COMPARISON



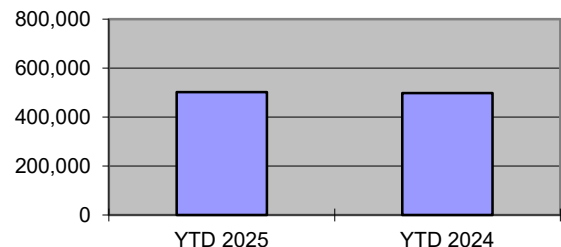
YEAR TO DATE COMPARISON

<u>SHIPPED</u>	<u>YTD 2025</u>	<u>YTD 2024</u>	<u>DIFFERENCE</u>	<u>% OF DIFFERENCE</u>
WHEAT/BARLEY**	502,522	498,431	4,091	1%
BREAKBULK**	222,713	149,300	73,413	49%

YTD BREAKBULK COMPARISON



YTD WHEAT COMPARISON



**Measured in tons*

YTD Bulk Grain Barges shipped by Tidewater (Qty) for Lewis Clark Terminal
YTD Barges at Port for Breakbulk cargo

218
140