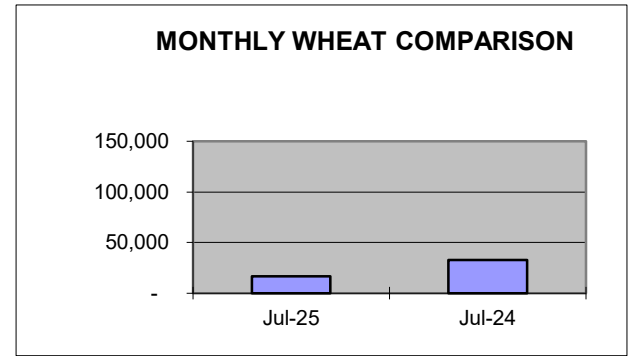
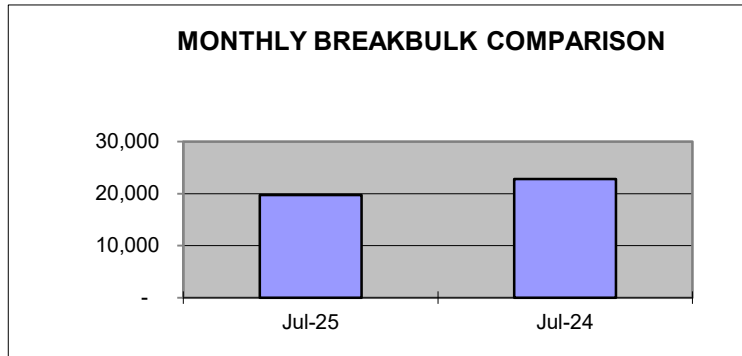


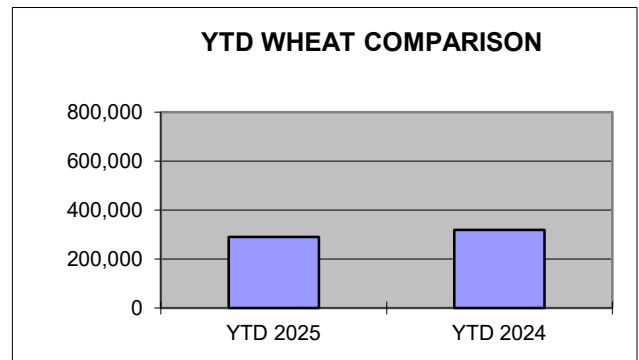
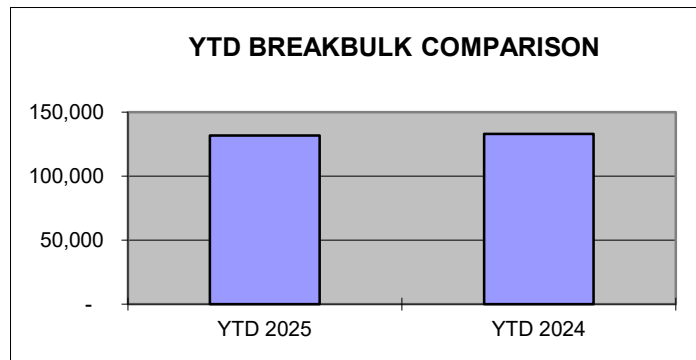
PORT OF LEWISTON JULY 2025 COMPARISON SHIPPING REPORT

<u>SHIPPED</u>	<u>Jul-25</u>	<u>Jul-24</u>	<u>DIFFERENCE</u>	<u>% OF DIFFERENCE</u>
WHEAT/BARLEY**	16,692	32,530	(15,838)	-49%
BREAKBULK**	19,703	22,805	(3,102)	-14%



YEAR TO DATE COMPARISON

<u>SHIPPED</u>	<u>YTD 2025</u>	<u>YTD 2024</u>	<u>DIFFERENCE</u>	<u>% OF DIFFERENCE</u>
WHEAT/BARLEY**	290,808	318,987	(28,179)	-9%
BREAKBULK**	131,836	132,888	(1,052)	-1%



**Measured in tons*

YTD Bulk Grain Barges shipped by Tidewater (Qty) for Lewis Clark Terminal	158
YTD Barges at Port for Breakbulk cargo	103