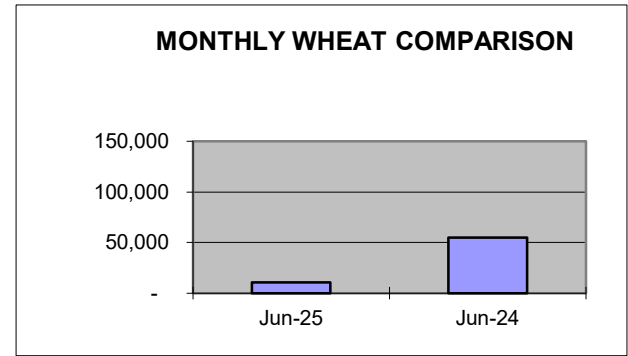
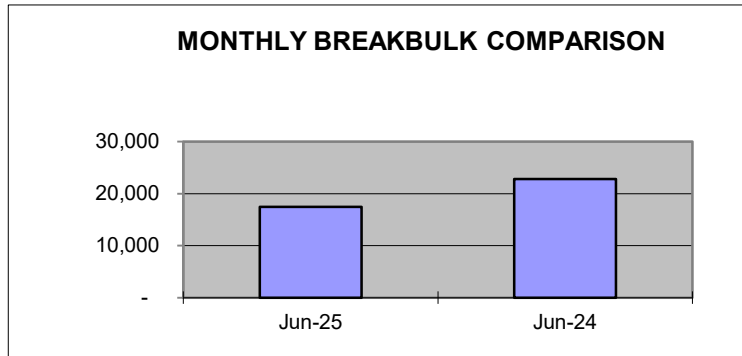


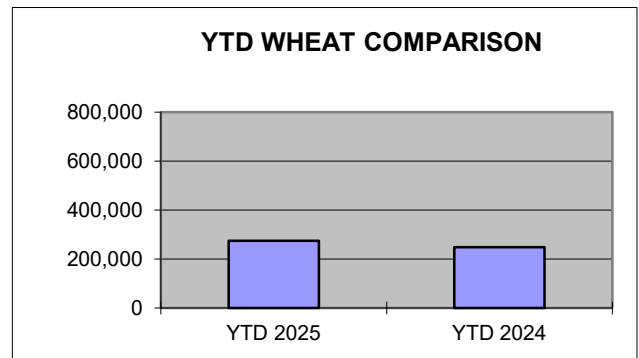
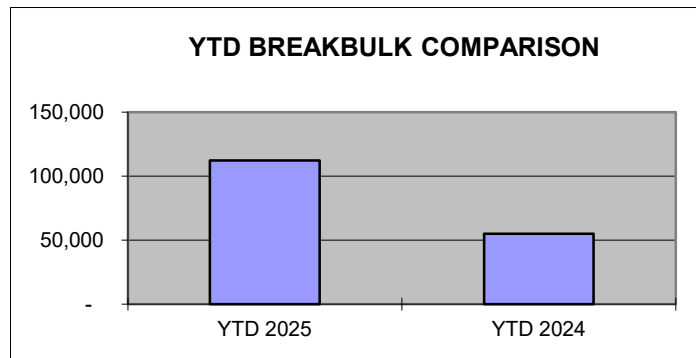
PORT OF LEWISTON JUNE 2025 COMPARISON SHIPPING REPORT

<u>SHIPPED</u>	<u>Jun-25</u>	<u>Jun-24</u>	<u>DIFFERENCE</u>	<u>% OF DIFFERENCE</u>
WHEAT/BARLEY**	10,565	55,017	(44,452)	-81%
BREAKBULK**	17,500	22,774	(5,274)	-23%



YEAR TO DATE COMPARISON

<u>SHIPPED</u>	<u>YTD 2025</u>	<u>YTD 2024</u>	<u>DIFFERENCE</u>	<u>% OF DIFFERENCE</u>
WHEAT/BARLEY**	274,116	248,569	25,547	10%
BREAKBULK**	112,133	55,054	57,079	104%



**Measured in tons*

YTD Bulk Grain Barges shipped by Tidewater (Qty) for Lewis Clark Terminal
 YTD Barges at Port for Breakbulk cargo

150
 96