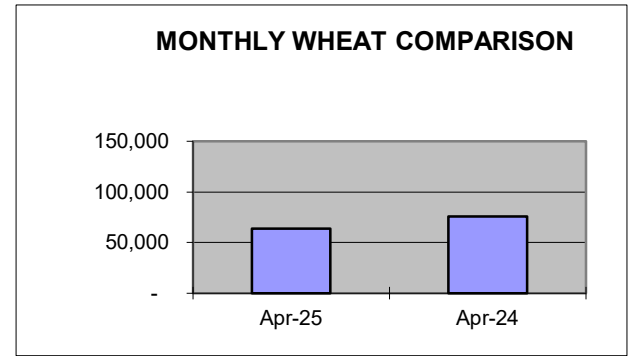
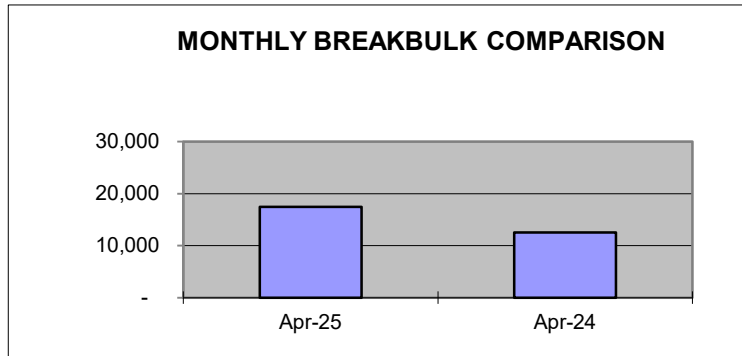


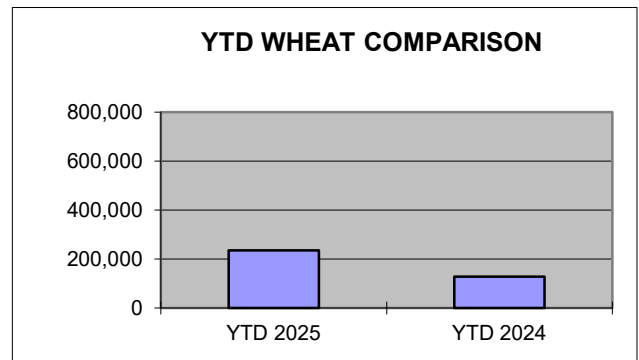
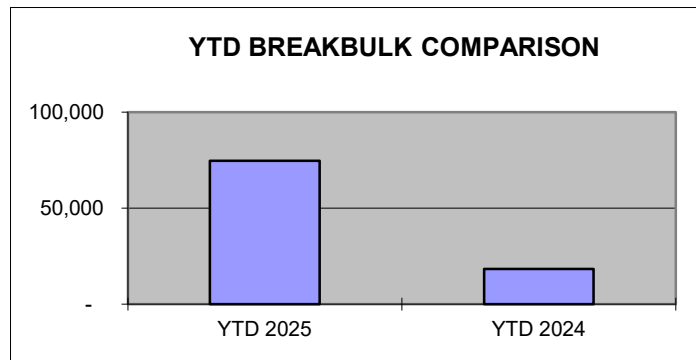
PORT OF LEWISTON APRIL 2025 COMPARISON SHIPPING REPORT

<u>SHIPPED</u>	<u>Apr-25</u>	<u>Apr-24</u>	<u>DIFFERENCE</u>	<u>% OF DIFFERENCE</u>
WHEAT/BARLEY**	63,791	75,687	(11,896)	-16%
BREAKBULK**	17,500	12,500	5,000	40%



YEAR TO DATE COMPARISON

<u>SHIPPED</u>	<u>YTD 2025</u>	<u>YTD 2024</u>	<u>DIFFERENCE</u>	<u>% OF DIFFERENCE</u>
WHEAT/BARLEY**	235,041	128,007	107,034	84%
BREAKBULK**	74,633	18,300	56,333	308%



**Measured in tons*

YTD Bulk Grain Barges shipped by Tidewater (Qty) for Lewis Clark Terminal
 YTD Barges at Port for Breakbulk cargo

139
 79