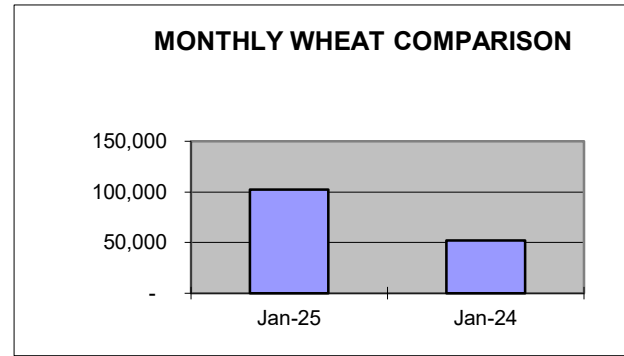
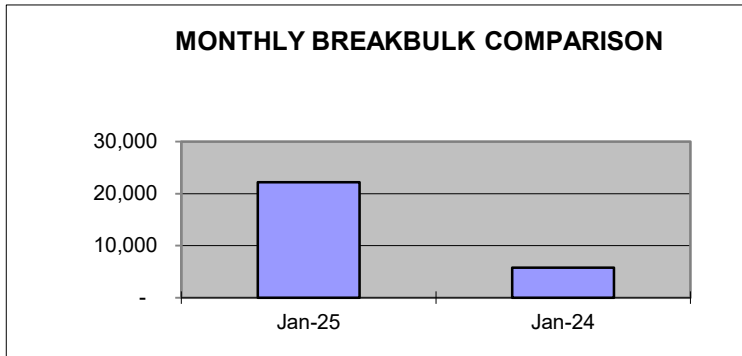


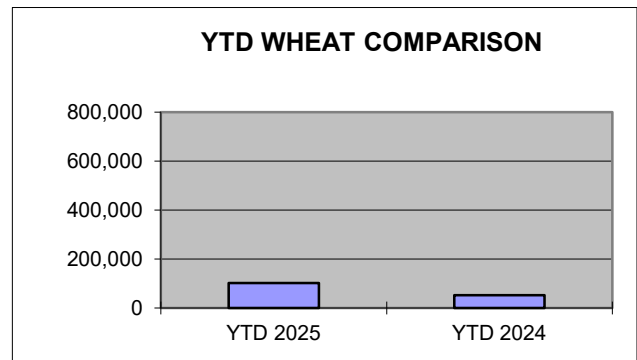
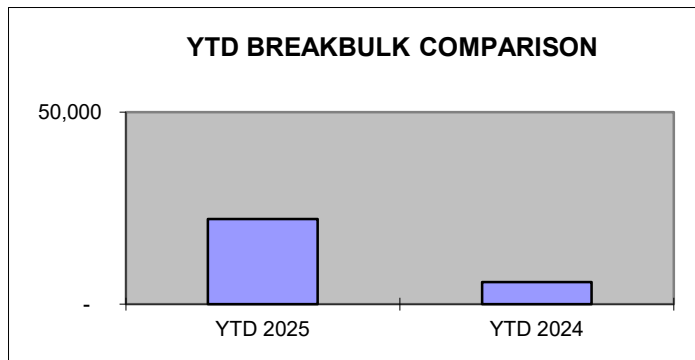
PORT OF LEWISTON JANUARY 2025 COMPARISON SHIPPING REPORT

<u>SHIPPED</u>	<u>Jan-25</u>	<u>Jan-24</u>	<u>DIFFERENCE</u>	<u>% OF DIFFERENCE</u>
WHEAT/BARLEY**	102,494	52,320	50,174	96%
BREAKBULK**	22,164	5,800	16,364	282%



YEAR TO DATE COMPARISON

<u>SHIPPED</u>	<u>YTD 2025</u>	<u>YTD 2024</u>	<u>DIFFERENCE</u>	<u>% OF DIFFERENCE</u>
WHEAT/BARLEY**	102,494	52,320	50,174	96%
BREAKBULK**	22,164	5,800	16,364	282%



*Measured in tons

YTD Bulk Grain Barges shipped by Tidewater (Qty) for Lewis Clark Terminal
 YTD Barges at Port for Breakbulk cargo

31
9