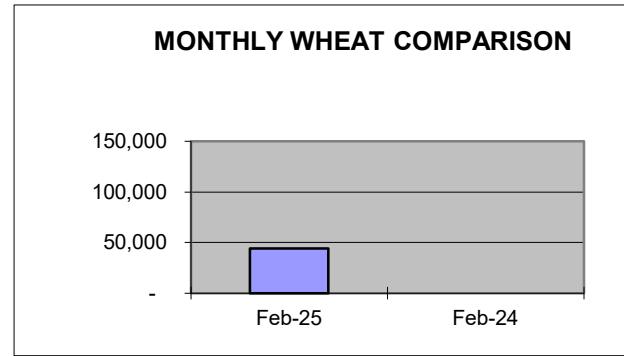
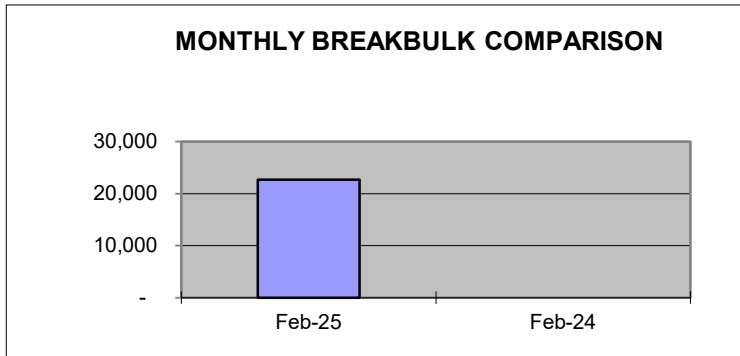


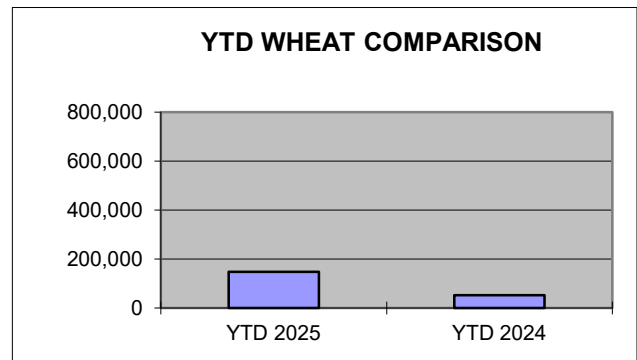
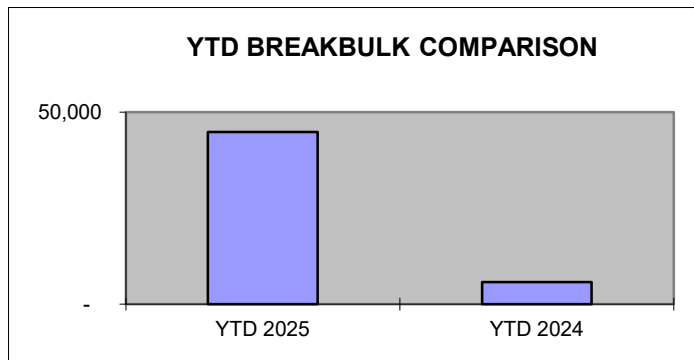
PORT OF LEWISTON FEBRUARY 2025 COMPARISON SHIPPING REPORT

<u>SHIPPED</u>	<u>Feb-25</u>	<u>Feb-24</u>	<u>DIFFERENCE</u>	<u>% OF DIFFERENCE</u>
WHEAT/BARLEY**	44,052	-	44,052	100%
BREAKBULK**	22,660	-	22,660	100%



YEAR TO DATE COMPARISON

<u>SHIPPED</u>	<u>YTD 2025</u>	<u>YTD 2024</u>	<u>DIFFERENCE</u>	<u>% OF DIFFERENCE</u>
WHEAT/BARLEY**	146,546	52,320	94,226	180%
BREAKBULK**	44,824	5,800	39,024	673%



*Measured in tons

YTD Bulk Grain Barges shipped by Tidewater (Qty) for Lewis Clark Terminal	45
YTD Barges at Port for Breakbulk cargo	17