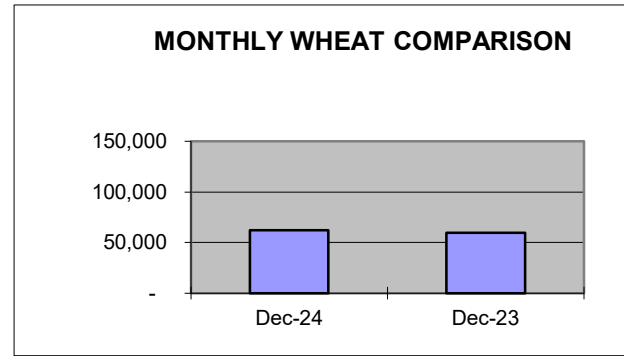
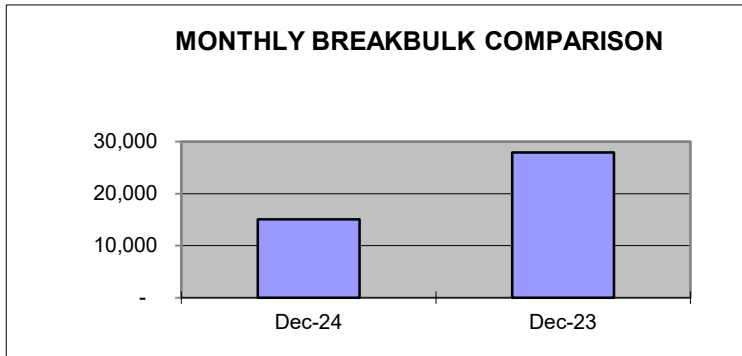


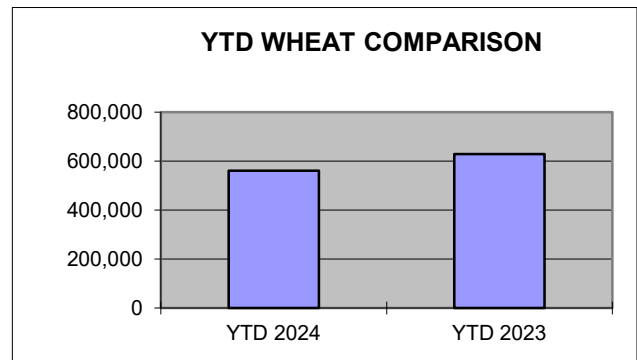
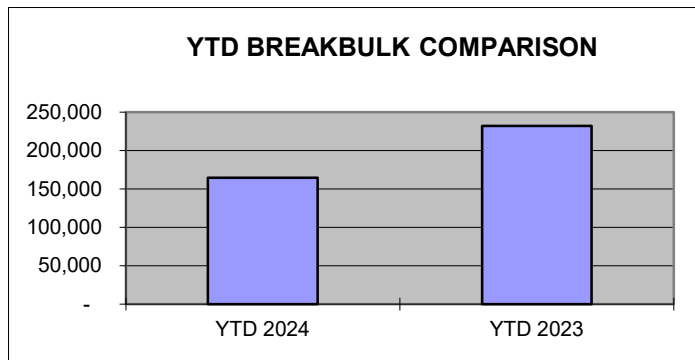
# PORT OF LEWISTON DECEMBER 2024 COMPARISON SHIPPING REPORT

<u>SHIPPED</u>	<u>Dec-24</u>	<u>Dec-23</u>	<u>DIFFERENCE</u>	<u>% OF DIFFERENCE</u>
WHEAT/BARLEY**	62,247	59,707	2,540	4%
BREAKBULK**	15,062	27,903	(12,841)	-46%



## YEAR TO DATE COMPARISON

<u>SHIPPED</u>	<u>YTD 2024</u>	<u>YTD 2023</u>	<u>DIFFERENCE</u>	<u>% OF DIFFERENCE</u>
WHEAT/BARLEY**	560,678	628,344	(67,666)	-10.77%
BREAKBULK**	164,362	232,109	(67,747)	-29.19%



\*Measured in tons

YTD Bulk Grain Barges shipped by Tidewater (Qty) for Lewis Clark Terminal  
 YTD Barges at Port for Breakbulk cargo

160  
 64