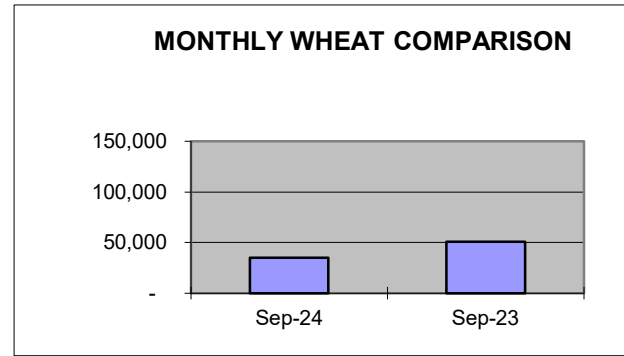
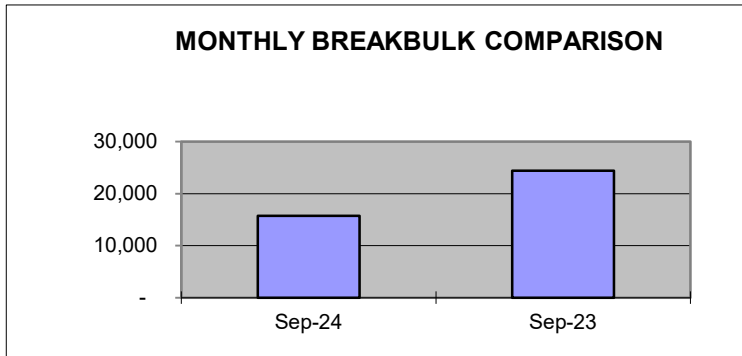


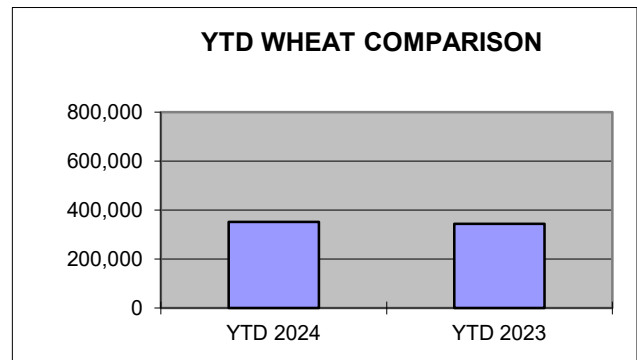
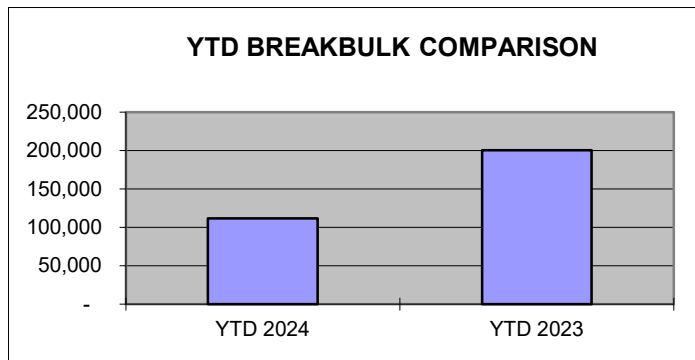
PORT OF LEWISTON SEPTEMBER 2024 COMPARISON SHIPPING REPORT

<u>SHIPPED</u>	<u>Sep-24</u>	<u>Sep-23</u>	<u>DIFFERENCE</u>	<u>% OF DIFFERENCE</u>
WHEAT/BARLEY**	34,907	50,558	(15,651)	-31%
BREAKBULK**	15,737	24,434	(8,697)	-36%



YEAR TO DATE COMPARISON

<u>SHIPPED</u>	<u>YTD 2024</u>	<u>YTD 2023</u>	<u>DIFFERENCE</u>	<u>% OF DIFFERENCE</u>
WHEAT/BARLEY**	351,137	343,655	7,482	2.18%
BREAKBULK**	111,911	200,270	(88,359)	-44.12%



*Measured in tons

YTD Bulk Grain Barges shipped by Tidewater (Qty) for Lewis Clark Terminal
 YTD Barges at Port for Breakbulk cargo

103
 42