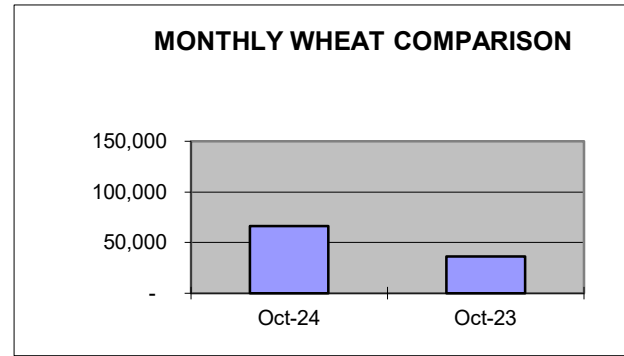
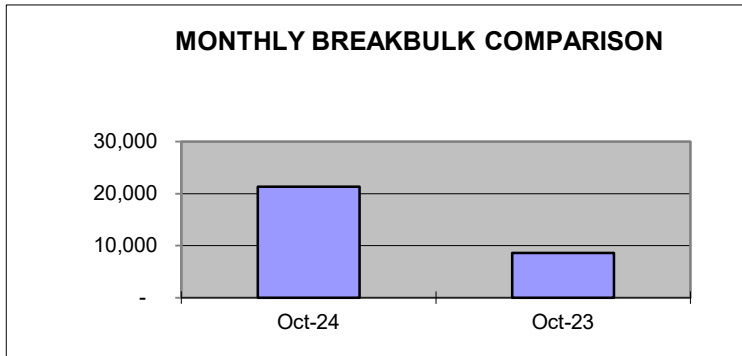


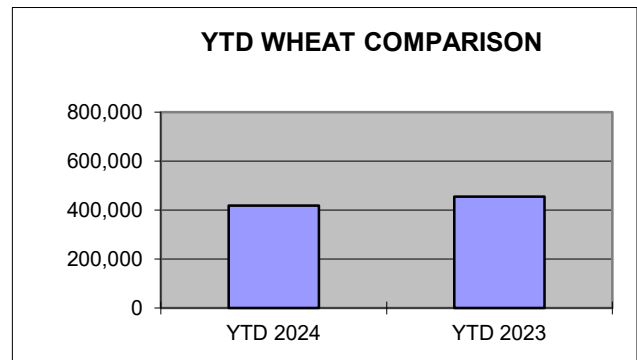
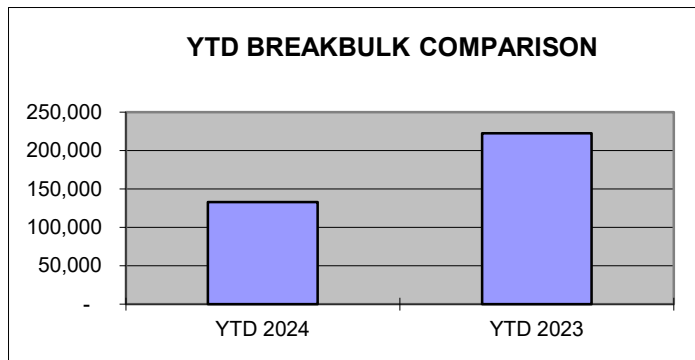
PORT OF LEWISTON OCTOBER 2024 COMPARISON SHIPPING REPORT

<u>SHIPPED</u>	<u>Oct-24</u>	<u>Oct-23</u>	<u>DIFFERENCE</u>	<u>% OF DIFFERENCE</u>
WHEAT/BARLEY**	66,208	36,349	29,859	82%
BREAKBULK**	21,313	8,629	12,684	147%



YEAR TO DATE COMPARISON

<u>SHIPPED</u>	<u>YTD 2024</u>	<u>YTD 2023</u>	<u>DIFFERENCE</u>	<u>% OF DIFFERENCE</u>
WHEAT/BARLEY**	417,345	455,106	(37,761)	-8.30%
BREAKBULK**	133,224	222,458	(89,234)	-40.11%



*Measured in tons

YTD Bulk Grain Barges shipped by Tidewater (Qty) for Lewis Clark Terminal
 YTD Barges at Port for Breakbulk cargo

122
 51