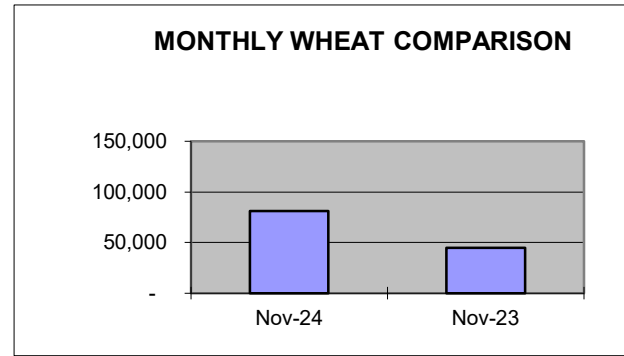
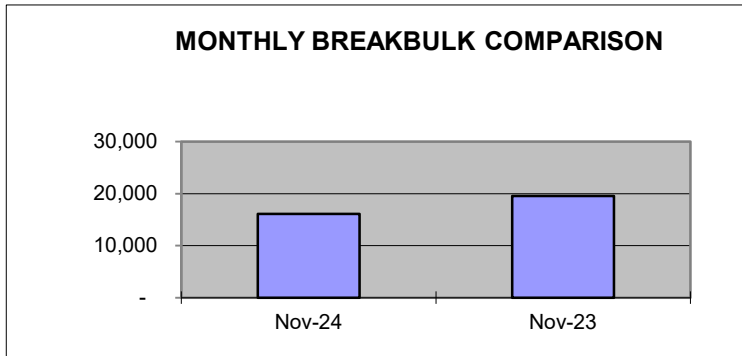


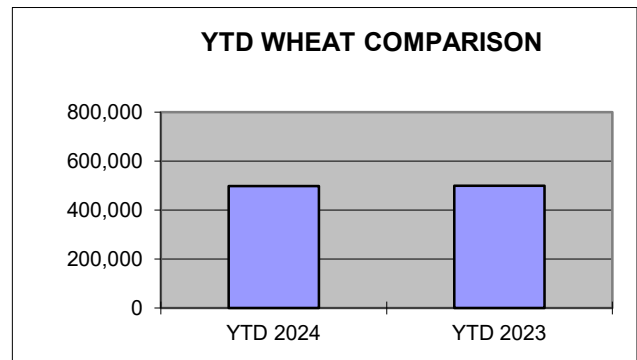
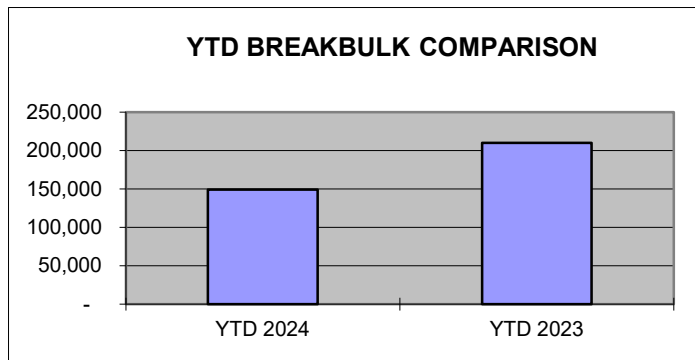
# PORT OF LEWISTON NOVEMBER 2024 COMPARISON SHIPPING REPORT

<u>SHIPPED</u>	<u>Nov-24</u>	<u>Nov-23</u>	<u>DIFFERENCE</u>	<u>% OF DIFFERENCE</u>
WHEAT/BARLEY**	81,086	44,746	36,340	81%
BREAKBULK**	16,076	19,516	(3,440)	-18%



## YEAR TO DATE COMPARISON

<u>SHIPPED</u>	<u>YTD 2024</u>	<u>YTD 2023</u>	<u>DIFFERENCE</u>	<u>% OF DIFFERENCE</u>
WHEAT/BARLEY**	498,431	499,852	(1,421)	-0.28%
BREAKBULK**	149,300	209,764	(60,464)	-28.82%



\*Measured in tons

YTD Bulk Grain Barges shipped by Tidewater (Qty) for Lewis Clark Terminal  
 YTD Barges at Port for Breakbulk cargo

145  
58