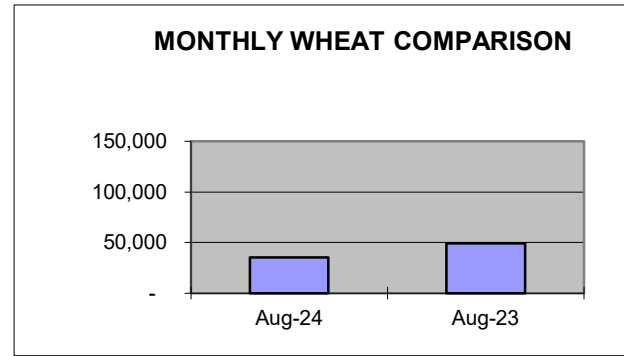
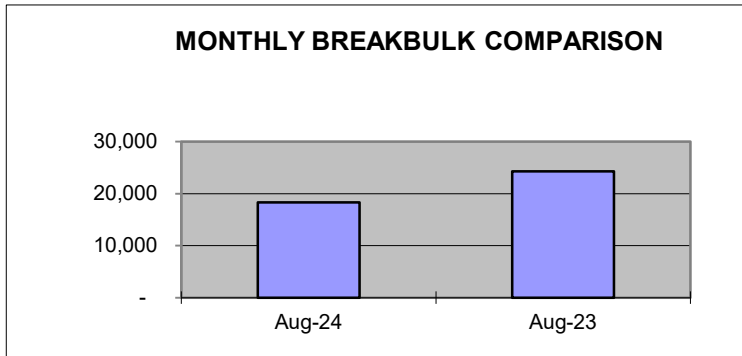


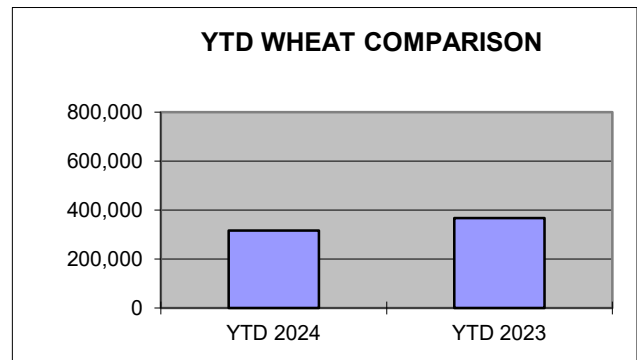
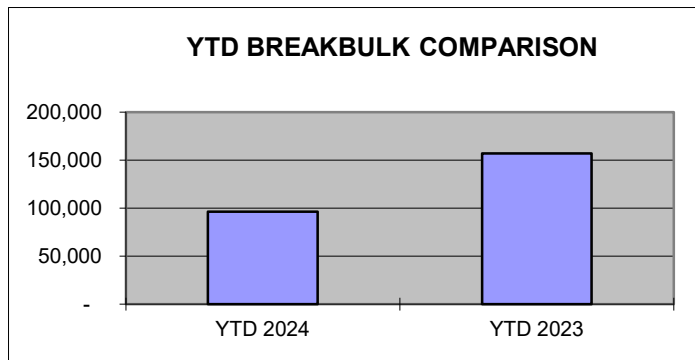
PORT OF LEWISTON AUGUST 2024 COMPARISON SHIPPING REPORT

| <u>SHIPPED</u> | <u>Aug-24</u> | <u>Aug-23</u> | <u>DIFFERENCE</u> | <u>% OF DIFFERENCE</u> |
|----------------|---------------|---------------|-------------------|------------------------|
| WHEAT/BARLEY** | 35,131 | 49,212 | (14,081) | -29% |
| BREAKBULK** | 18,315 | 24,317 | (6,002) | -25% |



YEAR TO DATE COMPARISON

| <u>SHIPPED</u> | <u>YTD 2024</u> | <u>YTD 2023</u> | <u>DIFFERENCE</u> | <u>% OF DIFFERENCE</u> |
|----------------|-----------------|-----------------|-------------------|------------------------|
| WHEAT/BARLEY** | 316,230 | 368,199 | (51,969) | -14.11% |
| BREAKBULK** | 96,174 | 157,205 | (61,031) | -38.82% |



*Measured in tons

YTD Bulk Grain Barges shipped by Tidewater (Qty) for Lewis Clark Terminal
 YTD Barges at Port for Breakbulk cargo

91
 35