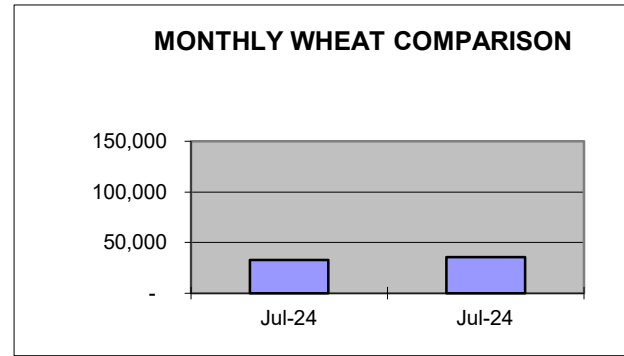
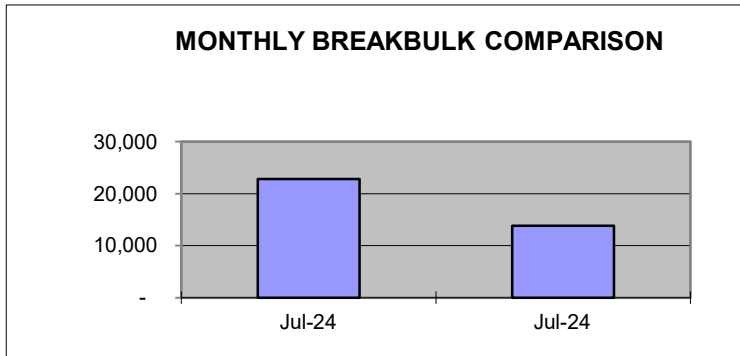


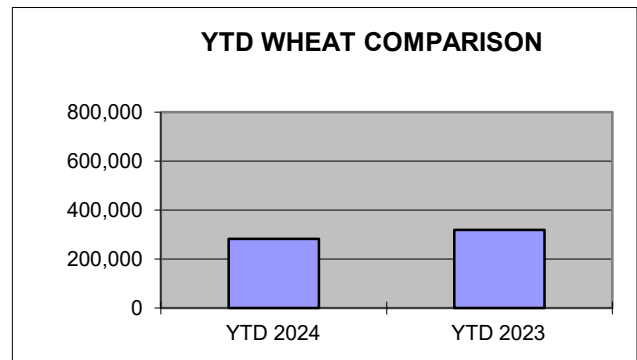
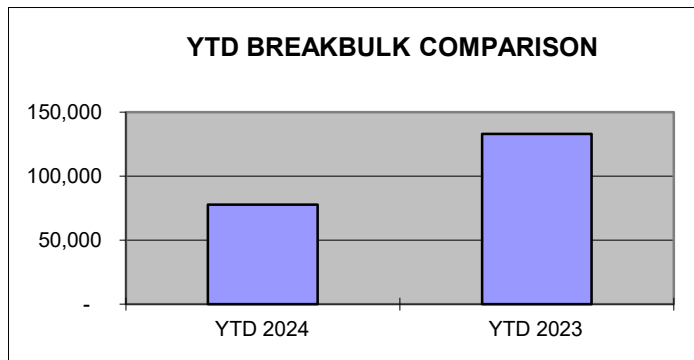
PORT OF LEWISTON JULY 2024 COMPARISON SHIPPING REPORT

| <u>SHIPPED</u> | <u>Jul-24</u> | <u>Jul-23</u> | <u>DIFFERENCE</u> | <u>% OF DIFFERENCE</u> |
|----------------|---------------|---------------|-------------------|------------------------|
| WHEAT/BARLEY** | 32,530 | 35,631 | (3,101) | -9% |
| BREAKBULK** | 22,805 | 13,874 | 8,931 | 64% |



YEAR TO DATE COMPARISON

| <u>SHIPPED</u> | <u>YTD 2024</u> | <u>YTD 2023</u> | <u>DIFFERENCE</u> | <u>% OF DIFFERENCE</u> |
|----------------|-----------------|-----------------|-------------------|------------------------|
| WHEAT/BARLEY** | 281,099 | 318,987 | (37,888) | -11.88% |
| BREAKBULK** | 77,859 | 132,888 | (55,029) | -41.41% |



*Measured in tons

YTD Bulk Grain Barges shipped by Tidewater (Qty) for Lewis Clark Terminal
 YTD Barges at Port for Breakbulk cargo

81
 28