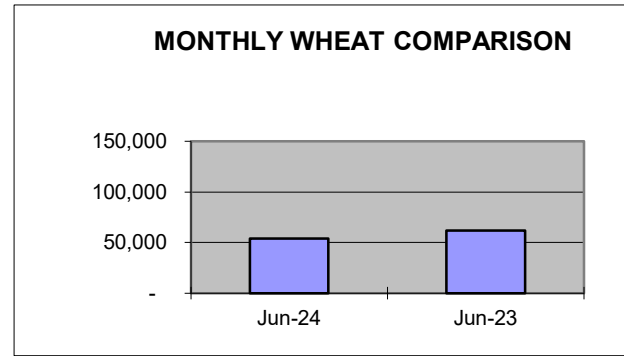
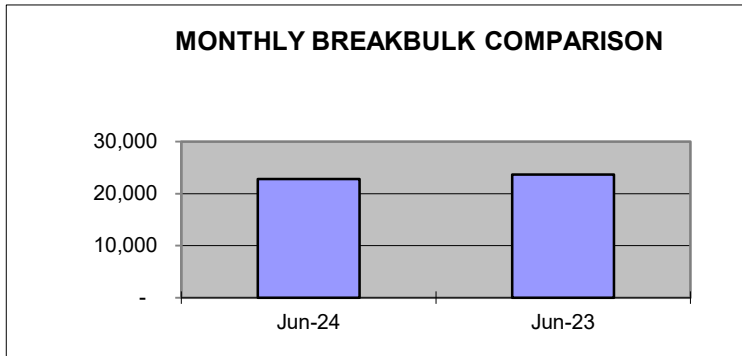


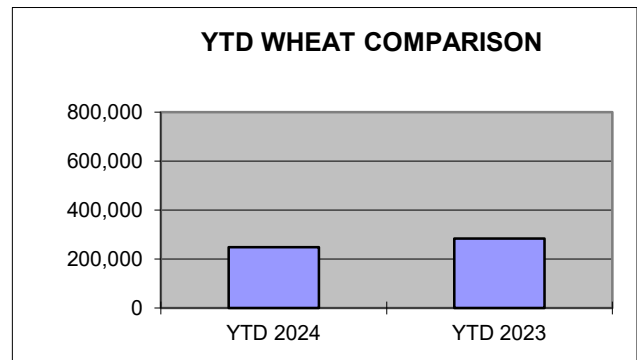
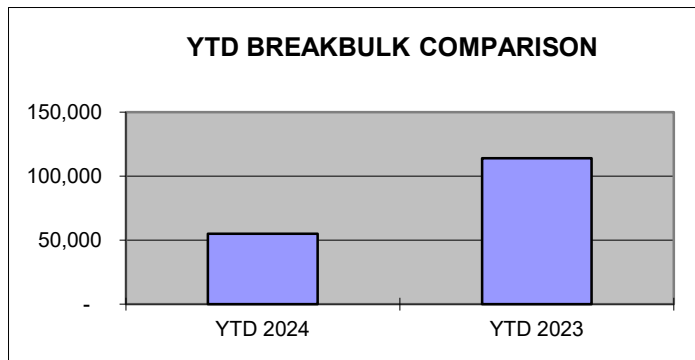
## PORT OF LEWISTON JUNE 2024 COMPARISON SHIPPING REPORT

<u>SHIPPED</u>	<u>Jun-24</u>	<u>Jun-23</u>	<u>DIFFERENCE</u>	<u>% OF DIFFERENCE</u>
WHEAT/BARLEY**	54,017	61,818	(7,801)	-13%
BREAKBULK**	22,774	23,669	(895)	-4%



## YEAR TO DATE COMPARISON

<u>SHIPPED</u>	<u>YTD 2024</u>	<u>YTD 2023</u>	<u>DIFFERENCE</u>	<u>% OF DIFFERENCE</u>
WHEAT/BARLEY**	248,569	283,356	(34,787)	-12.28%
BREAKBULK**	55,054	114,048	(58,994)	-51.73%



\*Measured in tons

YTD Bulk Grain Barges shipped by Tidewater (Qty) for Lewis Clark Terminal  
 YTD Barges at Port for Breakbulk cargo

72  
 19