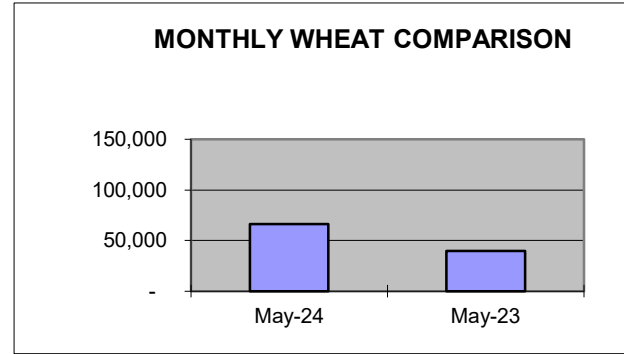
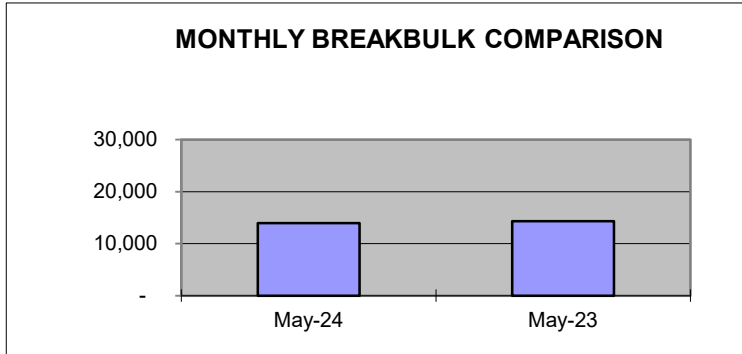


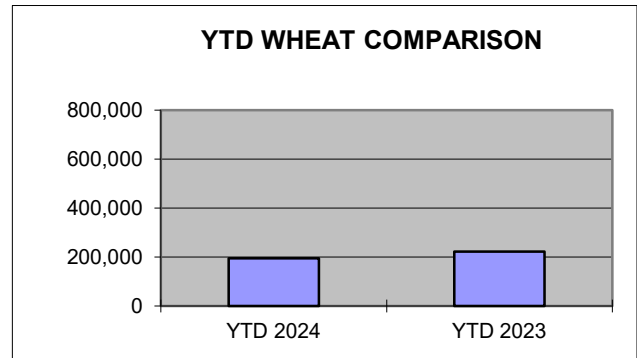
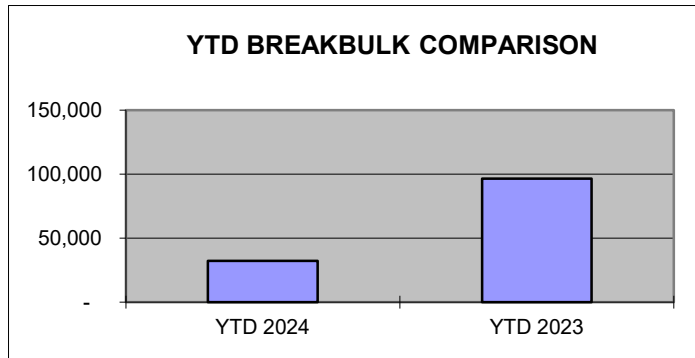
## PORT OF LEWISTON MAY 2024 COMPARISON SHIPPING REPORT

<u>SHIPPED</u>	<u>May-24</u>	<u>May-23</u>	<u>DIFFERENCE</u>	<u>% OF DIFFERENCE</u>
WHEAT/BARLEY**	66,545	39,738	26,807	67%
BREAKBULK**	13,980	14,361	(381)	-3%



## YEAR TO DATE COMPARISON

<u>SHIPPED</u>	<u>YTD 2024</u>	<u>YTD 2023</u>	<u>DIFFERENCE</u>	<u>% OF DIFFERENCE</u>
WHEAT/BARLEY**	194,552	221,538	(26,986)	-12.18%
BREAKBULK**	32,280	96,530	(64,250)	-66.56%



\*Measured in tons

YTD Bulk Grain Barges shipped by Tidewater (Qty) for Lewis Clark Terminal  
 YTD Barges at Port for Breakbulk cargo

55  
 15