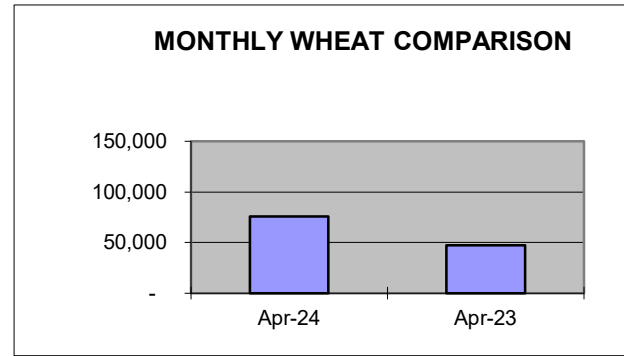
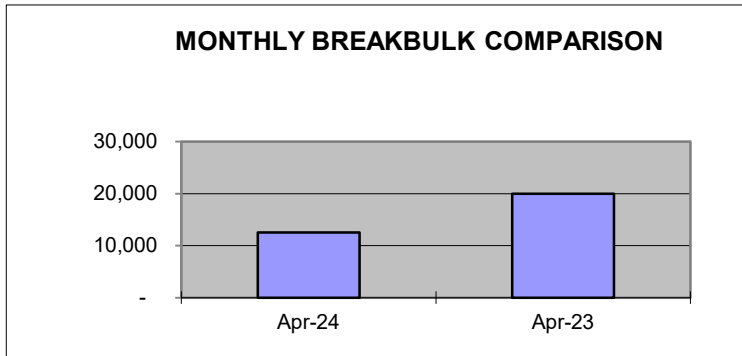


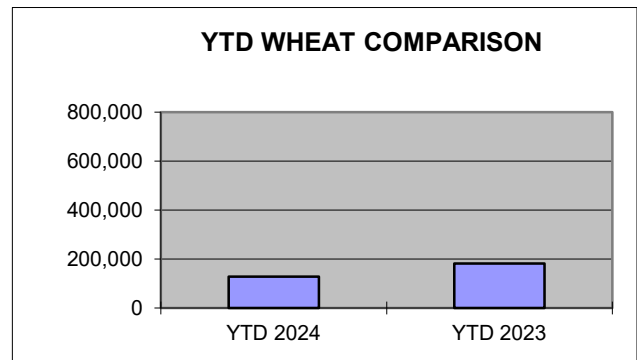
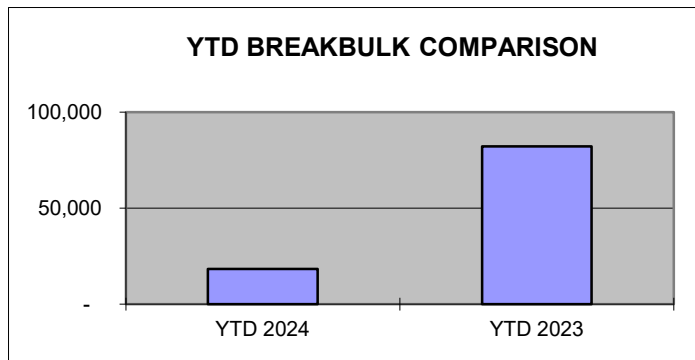
PORT OF LEWISTON MARCH COMPARISON SHIPPING REPORT

<u>SHIPPED</u>	<u>Apr-24</u>	<u>Apr-23</u>	<u>DIFFERENCE</u>	<u>% OF DIFFERENCE</u>
WHEAT/BARLEY**	75,687	47,190	28,497	60%
BREAKBULK**	12,500	20,000	(7,500)	-38%



YEAR TO DATE COMPARISON

<u>SHIPPED</u>	<u>YTD 2024</u>	<u>YTD 2023</u>	<u>DIFFERENCE</u>	<u>% OF DIFFERENCE</u>
WHEAT/BARLEY**	128,007	181,800	(53,793)	-29.59%
BREAKBULK**	18,300	82,169	(63,869)	-77.73%



*Measured in tons

YTD Bulk Grain Barges shipped by Tidewater (Qty) for Lewis Clark Terminal
 YTD Barges at Port for Breakbulk cargo

36
9