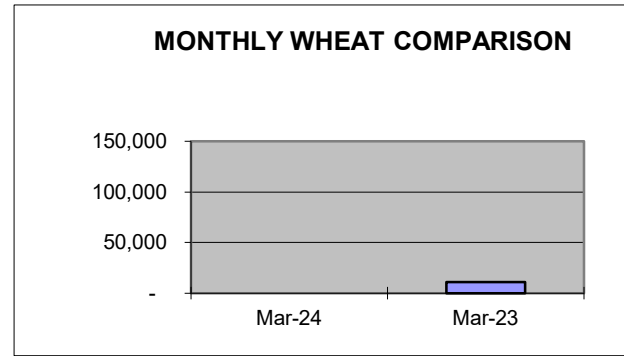
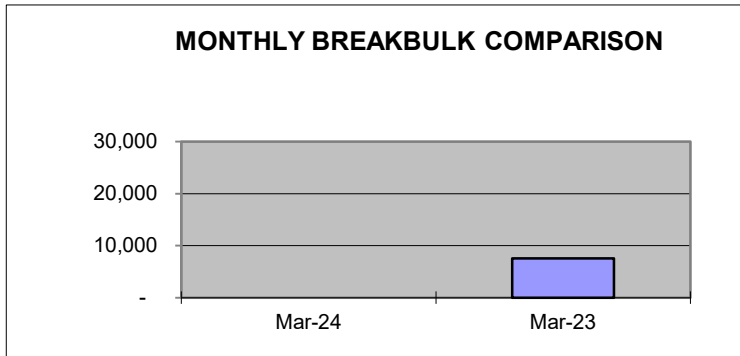


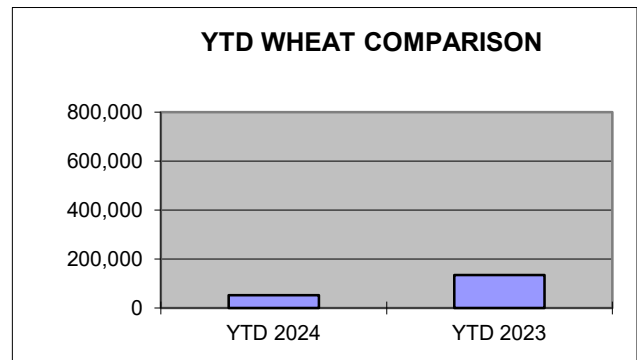
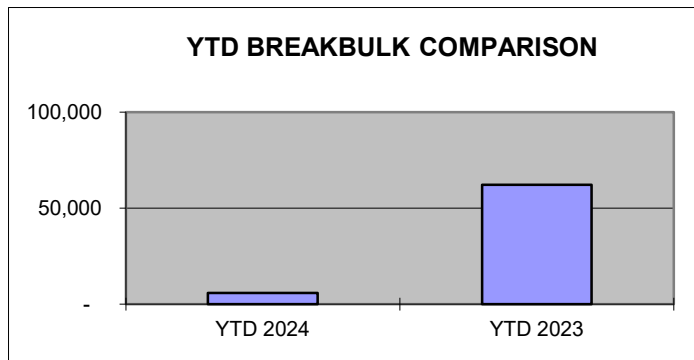
PORT OF LEWISTON MARCH COMPARISON SHIPPING REPORT

| <u>SHIPPED</u> | <u>Mar-24</u> | <u>Mar-23</u> | <u>DIFFERENCE</u> | <u>% OF DIFFERENCE</u> |
|----------------|---------------|---------------|-------------------|------------------------|
| WHEAT/BARLEY** | - | 11,020 | (11,020) | -100% |
| BREAKBULK** | - | 7,500 | (7,500) | -100% |



YEAR TO DATE COMPARISON

| <u>SHIPPED</u> | <u>YTD 2024</u> | <u>YTD 2023</u> | <u>DIFFERENCE</u> | <u>% OF DIFFERENCE</u> |
|----------------|-----------------|-----------------|-------------------|------------------------|
| WHEAT/BARLEY** | 52,320 | 134,610 | (82,290) | -61.13% |
| BREAKBULK** | 5,800 | 62,169 | (56,369) | -90.67% |



*Measured in tons

YTD Bulk Grain Barges shipped by Tidewater (Qty) for Lewis Clark Terminal
 YTD Barges at Port for Breakbulk cargo

15
4