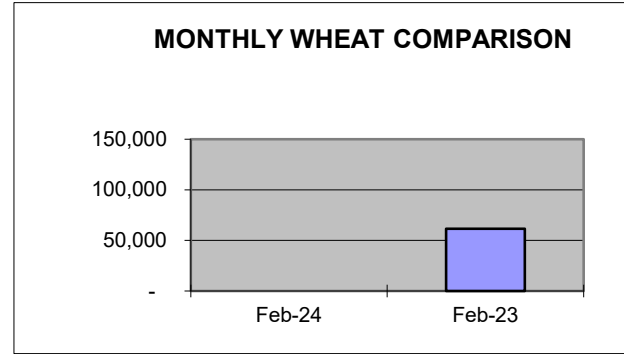
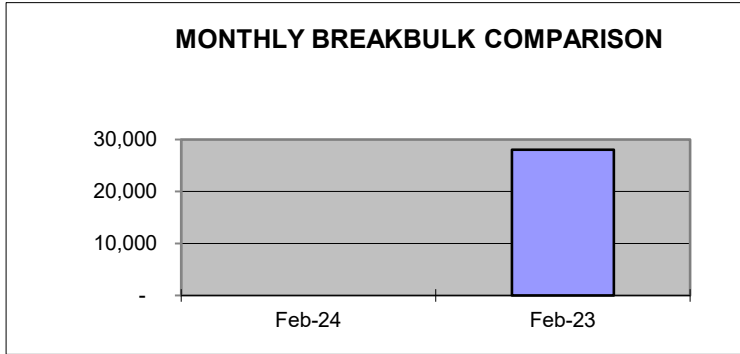


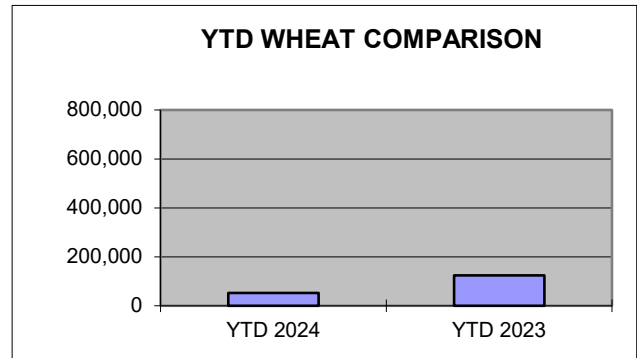
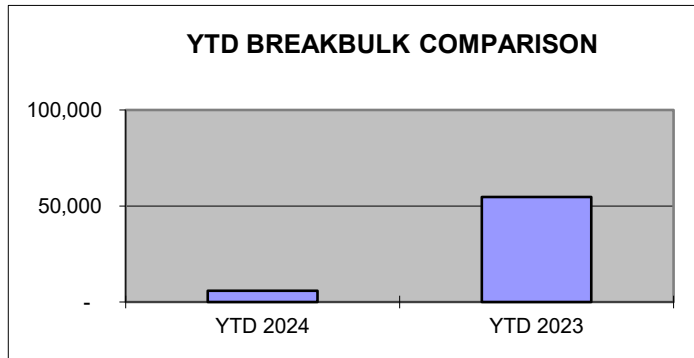
## PORT OF LEWISTON FEBRUARY COMPARISON SHIPPING REPORT

| <u>SHIPPED</u> | <u>Feb-24</u> | <u>Feb-23</u> | <u>DIFFERENCE</u> | <u>% OF DIFFERENCE</u> |
|----------------|---------------|---------------|-------------------|------------------------|
| WHEAT/BARLEY** | -             | 61,410        | (61,410)          | -100%                  |
| BREAKBULK**    | -             | 28,053        | (28,053)          | -100%                  |



## YEAR TO DATE COMPARISON

| <u>SHIPPED</u> | <u>YTD 2024</u> | <u>YTD 2023</u> | <u>DIFFERENCE</u> | <u>% OF DIFFERENCE</u> |
|----------------|-----------------|-----------------|-------------------|------------------------|
| WHEAT/BARLEY** | 52,320          | 123,590         | (71,270)          | -57.67%                |
| BREAKBULK**    | 5,800           | 54,669          | (48,869)          | -89.39%                |



\*Measured in tons

YTD Bulk Grain Barges shipped by Tidewater (Qty) for Lewis Clark Terminal  
 YTD Barges at Port for Breakbulk cargo

15  
3