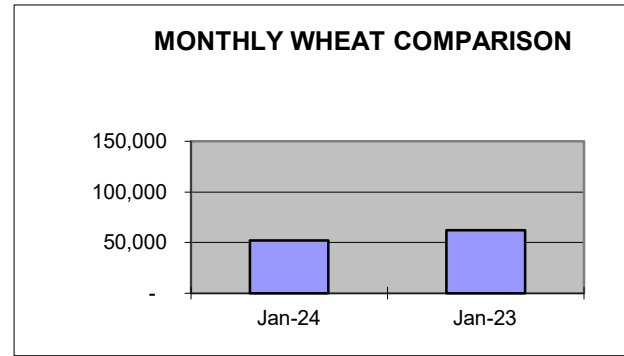
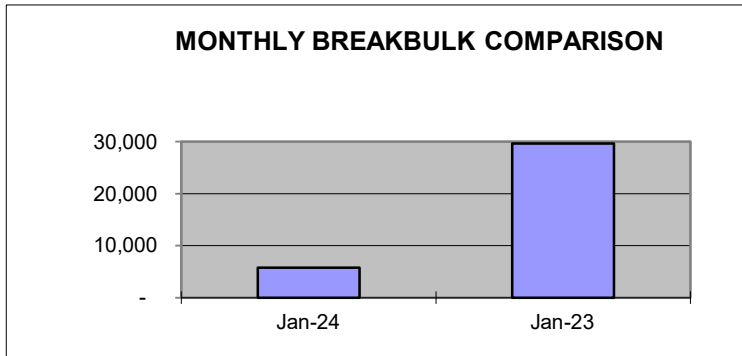


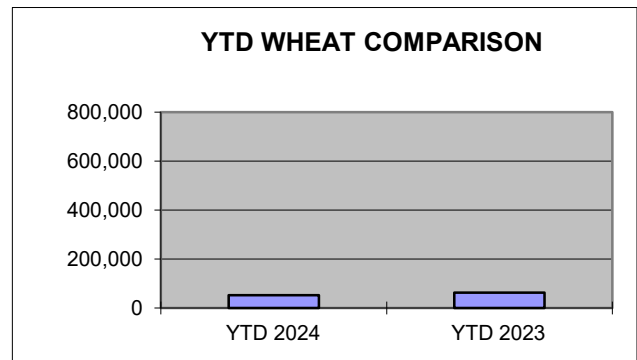
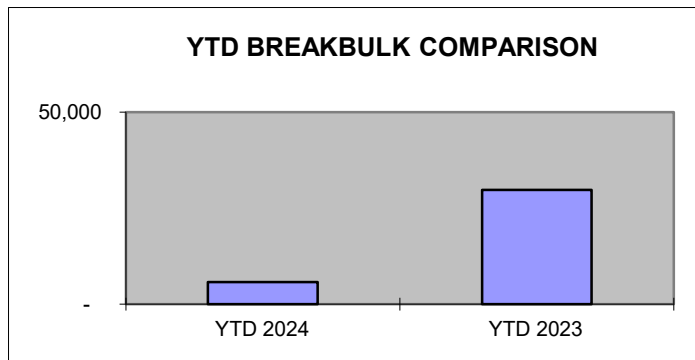
PORT OF LEWISTON JANUARY COMPARISON SHIPPING REPORT

<u>SHIPPED</u>	<u>Jan-24</u>	<u>Jan-23</u>	<u>DIFFERENCE</u>	<u>% OF DIFFERENCE</u>
WHEAT/BARLEY**	52,320	62,180	(9,860)	-16%
BREAKBULK**	5,800	29,695	(23,895)	-80%



YEAR TO DATE COMPARISON

<u>SHIPPED</u>	<u>YTD 2024</u>	<u>YTD 2023</u>	<u>DIFFERENCE</u>	<u>% OF DIFFERENCE</u>
WHEAT/BARLEY**	52,320	62,180	(9,860)	-15.86%
BREAKBULK**	5,800	29,695	(23,895)	-80.47%



*Measured in tons

YTD Bulk Grain Barges shipped by Tidewater (Qty) for Lewis Clark Terminal
 YTD Barges at Port for Breakbulk cargo

15
 3