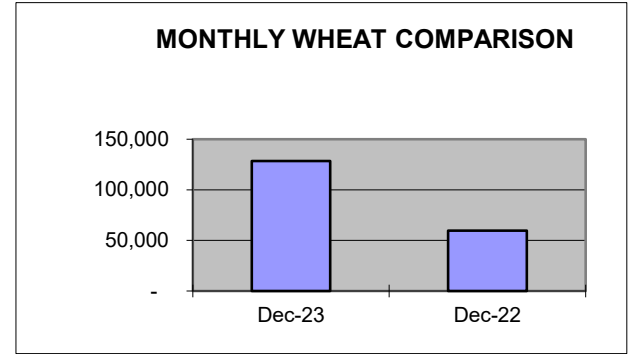
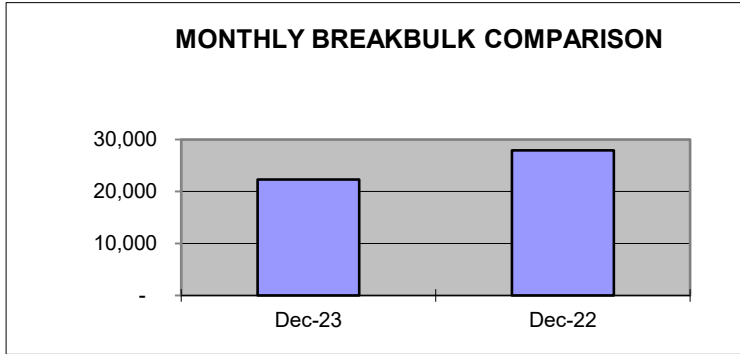


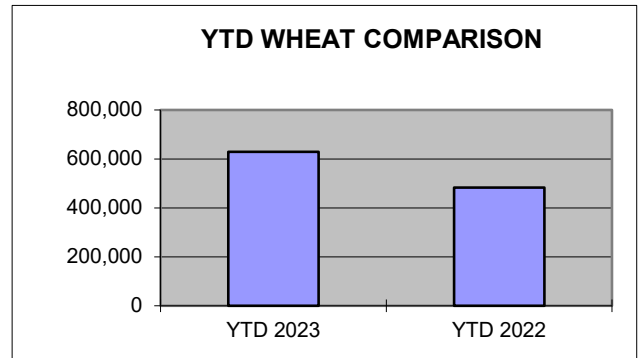
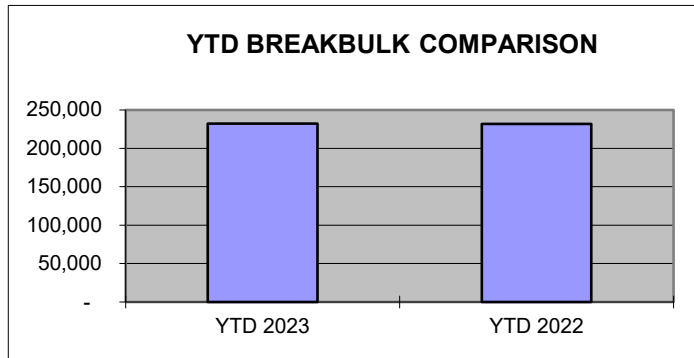
PORT OF LEWISTON DECEMBER COMPARISON SHIPPING REPORT

<u>SHIPPED</u>	<u>Dec-23</u>	<u>Dec-22</u>	<u>DIFFERENCE</u>	<u>% OF DIFFERENCE</u>
WHEAT/BARLEY**	128,492	59,707	68,785	115%
BREAKBULK**	22,325	27,903	(5,578)	-20%



YEAR TO DATE COMPARISON

<u>SHIPPED</u>	<u>YTD 2023</u>	<u>YTD 2022</u>	<u>DIFFERENCE</u>	<u>% OF DIFFERENCE</u>
WHEAT/BARLEY**	628,344	482,442	145,902	30.24%
BREAKBULK**	232,109	231,928	181	0.08%



**Measured in tons*

YTD Bulk Grain Barges shipped by Tidewater (Qty) for Lewis Clark Terminal
YTD Barges at Port for Breakbulk cargo

171
89