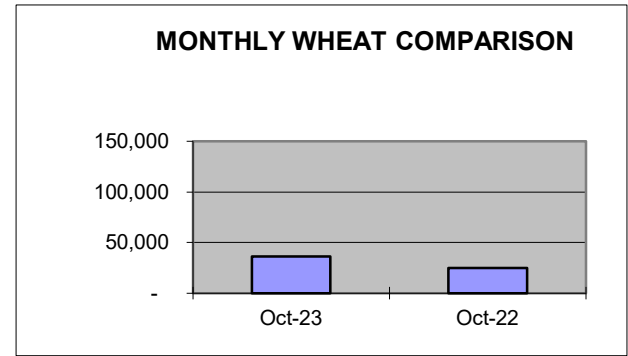
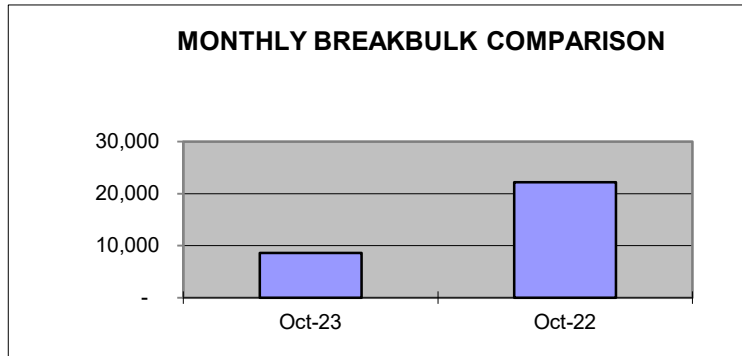


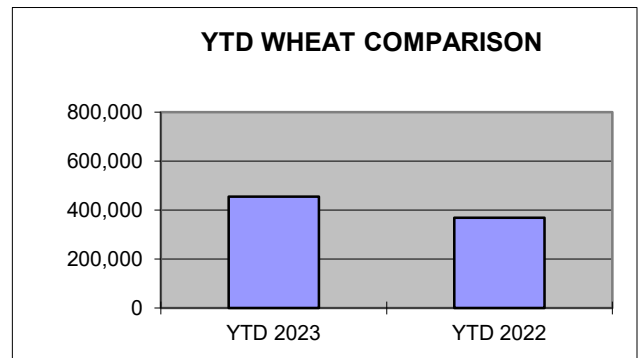
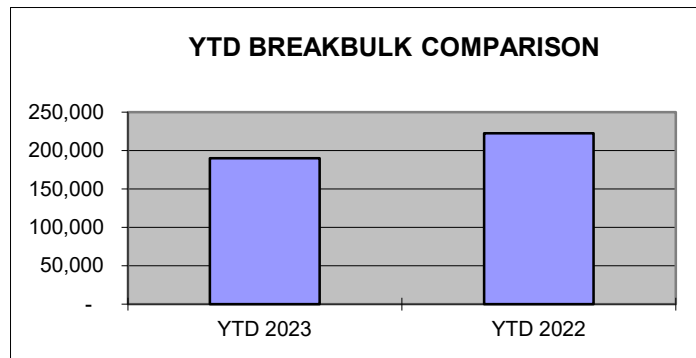
PORT OF LEWISTON OCTOBER COMPARISON SHIPPING REPORT

<u>SHIPPED</u>	<u>Oct-23</u>	<u>Oct-22</u>	<u>DIFFERENCE</u>	<u>% OF DIFFERENCE</u>
WHEAT/BARLEY**	36,349	25,070	11,279	45%
BREAKBULK**	8,629	22,188	(13,559)	-61%



YEAR TO DATE COMPARISON

<u>SHIPPED</u>	<u>YTD 2023</u>	<u>YTD 2022</u>	<u>DIFFERENCE</u>	<u>% OF DIFFERENCE</u>
WHEAT/BARLEY**	455,106	368,725	86,381	23.43%
BREAKBULK**	190,268	222,458	(32,190)	-14.47%



**Measured in tons*

YTD Bulk Grain Barges shipped by Tidewater (Qty) for Lewis Clark Terminal
 YTD Barges at Port for Breakbulk cargo

121
 72