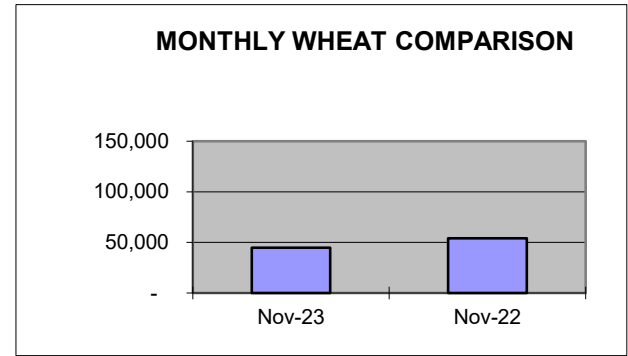
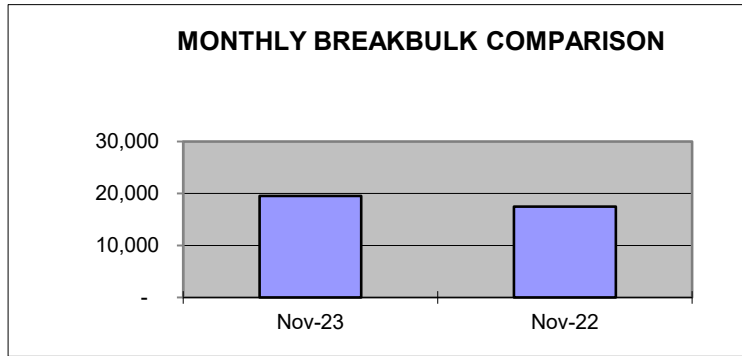


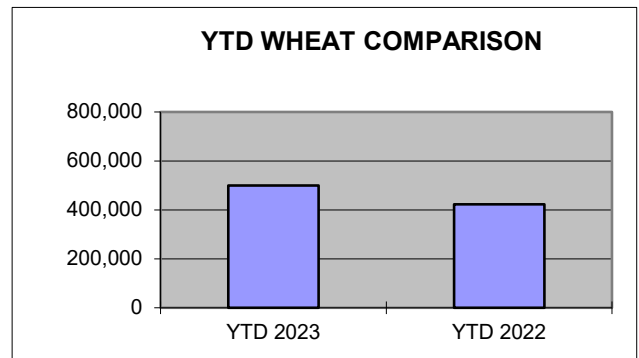
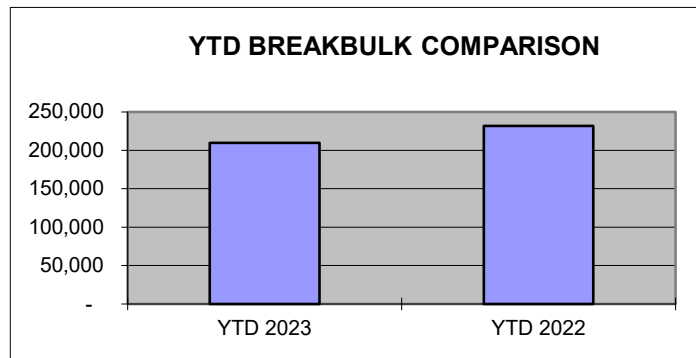
## PORT OF LEWISTON NOVEMBER COMPARISON SHIPPING REPORT

<u>SHIPPED</u>	<u>Nov-23</u>	<u>Nov-22</u>	<u>DIFFERENCE</u>	<u>% OF DIFFERENCE</u>
WHEAT/BARLEY**	44,746	54,010	(9,264)	-17%
BREAKBULK**	19,516	17,500	2,016	12%



## YEAR TO DATE COMPARISON

<u>SHIPPED</u>	<u>YTD 2023</u>	<u>YTD 2022</u>	<u>DIFFERENCE</u>	<u>% OF DIFFERENCE</u>
WHEAT/BARLEY**	499,852	422,735	77,117	18.24%
BREAKBULK**	209,784	231,928	(22,144)	-9.55%



*\*Measured in tons*

YTD Bulk Grain Barges shipped by Tidewater (Qty) for Lewis Clark Terminal  
 YTD Barges at Port for Breakbulk cargo

134  
 80