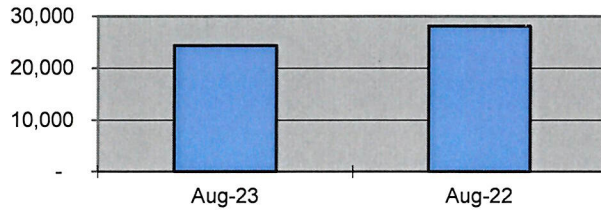


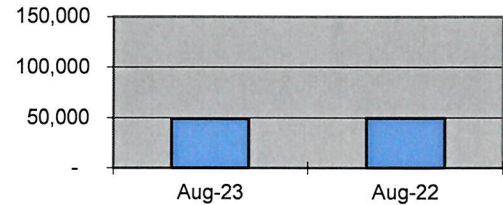
## PORT OF LEWISTON AUGUST COMPARISON SHIPPING REPORT

<u>SHIPPED</u>	<u>Aug-23</u>	<u>Aug-22</u>	<u>DIFFERENCE</u>	<u>% OF DIFFERENCE</u>
WHEAT/BARLEY**	49,212	49,590	(378)	-1%
BREAKBULK**	24,317	28,154	(3,837)	-14%

**MONTHLY BREAKBULK COMPARISON**



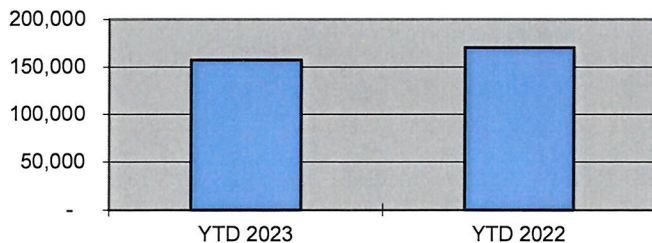
**MONTHLY WHEAT COMPARISON**



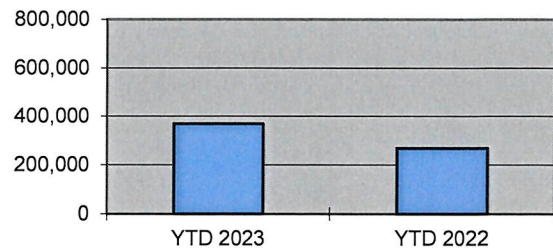
## YEAR TO DATE COMPARISON

<u>SHIPPED</u>	<u>YTD 2023</u>	<u>YTD 2022</u>	<u>DIFFERENCE</u>	<u>% OF DIFFERENCE</u>
WHEAT/BARLEY**	368,199	268,660	99,539	37.05%
BREAKBULK**	157,205	170,162	(12,957)	-7.61%

**YTD BREAKBULK COMPARISON**



**YTD WHEAT COMPARISON**



*\*Measured in tons*

YTD Bulk Grain Barges shipped by Tidewater (Qty) for Lewis Clark Terminal  
 YTD Barges at Port for Breakbulk cargo

97  
58