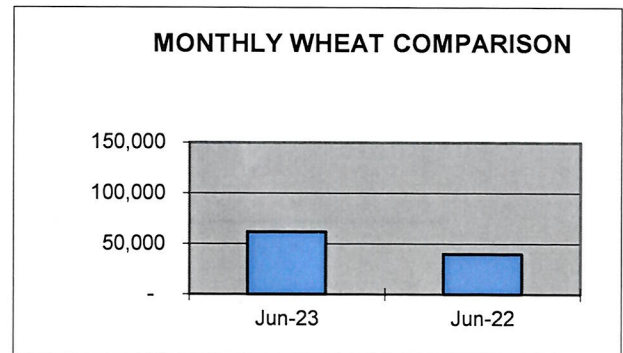
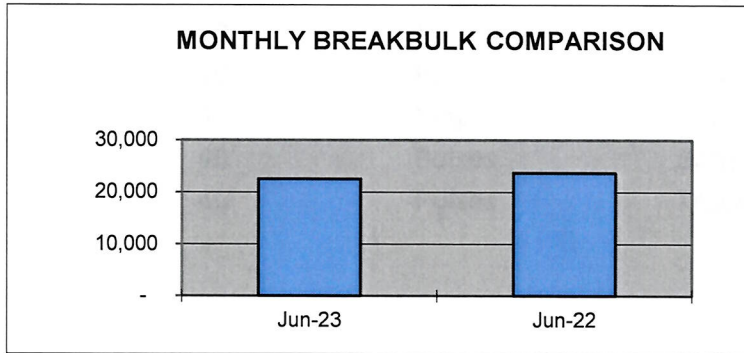


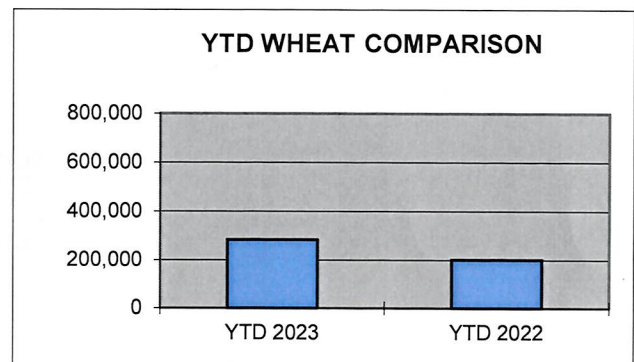
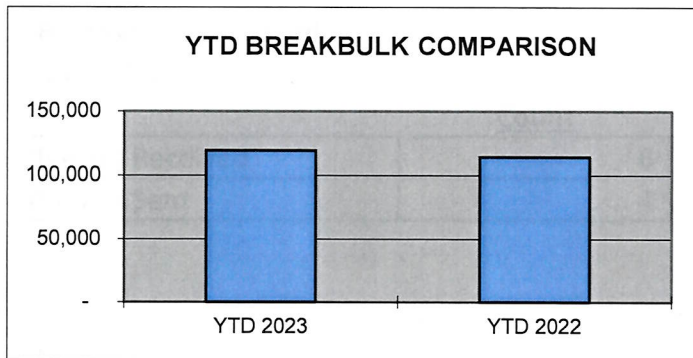
## PORT OF LEWISTON JUNE COMPARISON SHIPPING REPORT

<u>SHIPPED</u>	<u>Jun-23</u>	<u>Jun-22</u>	<u>DIFFERENCE</u>	<u>% OF DIFFERENCE</u>
WHEAT/BARLEY**	61,818	39,835	21,983	55%
BREAKBULK**	22,484	23,669	(1,185)	-5%



## YEAR TO DATE COMPARISON

<u>SHIPPED</u>	<u>YTD 2023</u>	<u>YTD 2022</u>	<u>DIFFERENCE</u>	<u>% OF DIFFERENCE</u>
WHEAT/BARLEY**	283,356	201,350	82,006	40.73%
BREAKBULK**	119,014	114,048	4,966	4.35%



\*Measured in tons

YTD Bulk Grain Barges shipped by Tidewater (Qty) for Lewis Clark Terminal  
 YTD Barges at Port for Breakbulk cargo

73  
 41