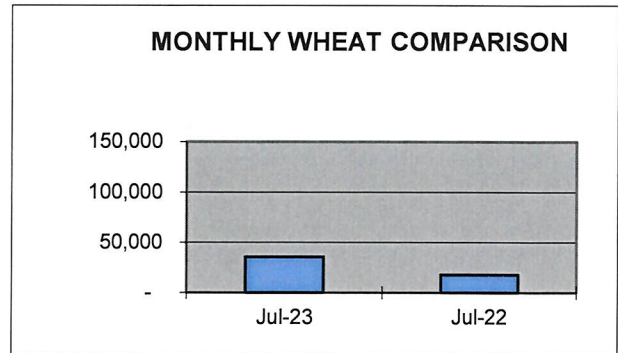
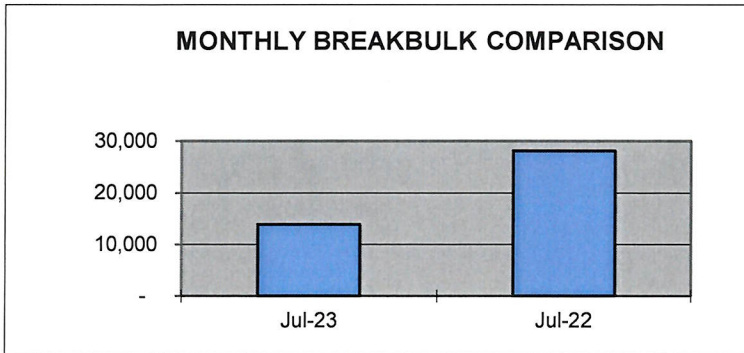


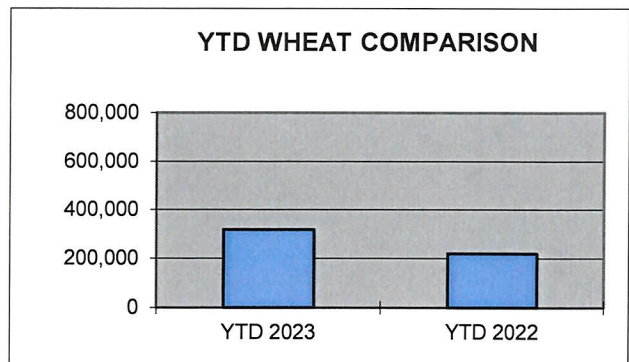
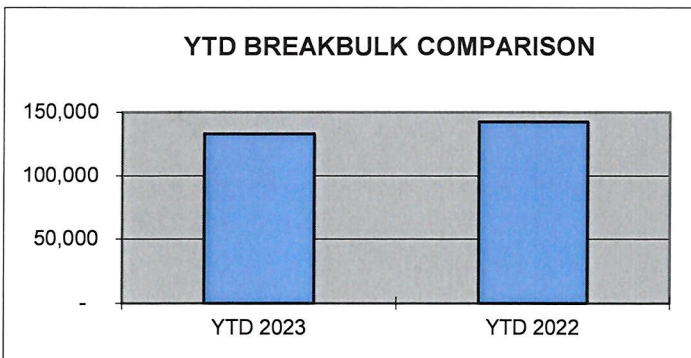
## PORT OF LEWISTON JULY COMPARISON SHIPPING REPORT

<u>SHIPPED</u>	<u>Jul-23</u>	<u>Jul-22</u>	<u>DIFFERENCE</u>	<u>% OF DIFFERENCE</u>
WHEAT/BARLEY**	35,631	17,720	17,911	101%
BREAKBULK**	13,874	28,154	(14,280)	-51%



## YEAR TO DATE COMPARISON

<u>SHIPPED</u>	<u>YTD 2023</u>	<u>YTD 2022</u>	<u>DIFFERENCE</u>	<u>% OF DIFFERENCE</u>
WHEAT/BARLEY**	318,987	219,070	99,917	45.61%
BREAKBULK**	132,888	142,202	(9,314)	-6.55%



\*Measured in tons

YTD Bulk Grain Barges shipped by Tidewater (Qty) for Lewis Clark Terminal  
 YTD Barges at Port for Breakbulk cargo

83  
 47