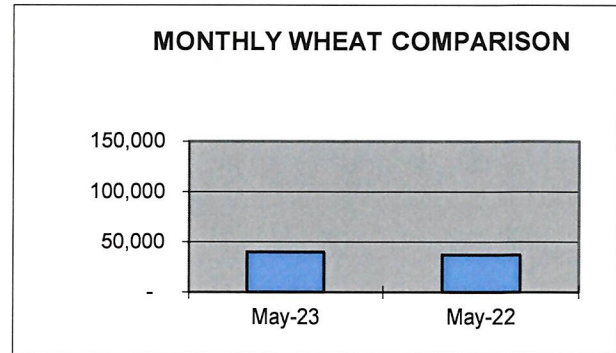
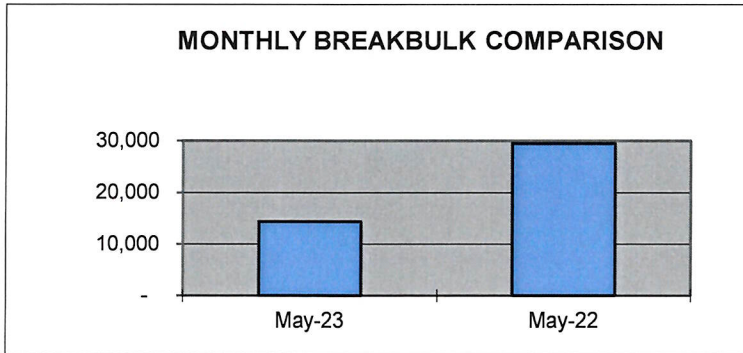


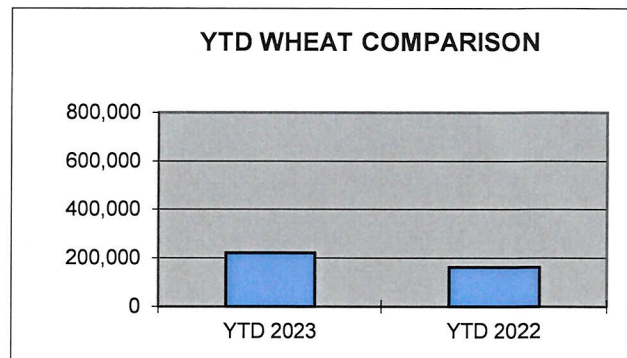
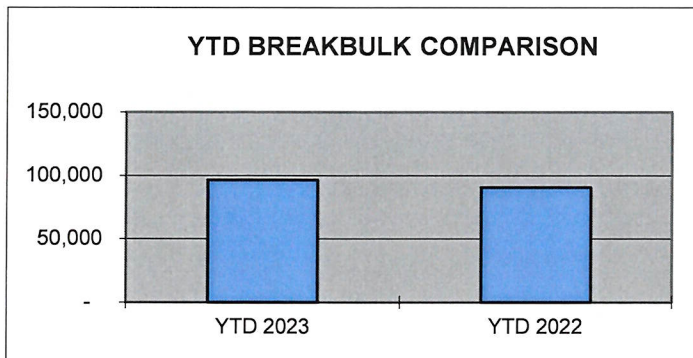
PORT OF LEWISTON MAY COMPARISON SHIPPING REPORT

<u>SHIPPED</u>	<u>May-23</u>	<u>May-22</u>	<u>DIFFERENCE</u>	<u>% OF DIFFERENCE</u>
WHEAT/BARLEY**	39,738	37,055	2,683	7%
BREAKBULK**	14,361	29,430	(15,069)	-51%



YEAR TO DATE COMPARISON

<u>SHIPPED</u>	<u>YTD 2023</u>	<u>YTD 2022</u>	<u>DIFFERENCE</u>	<u>% OF DIFFERENCE</u>
WHEAT/BARLEY**	221,538	161,515	60,023	37.16%
BREAKBULK**	96,530	90,379	6,151	6.81%



*Measured in tons

YTD Bulk Grain Barges shipped by Tidewater (Qty) for Lewis Clark Terminal
 YTD Barges at Port for Breakbulk cargo

6
 37