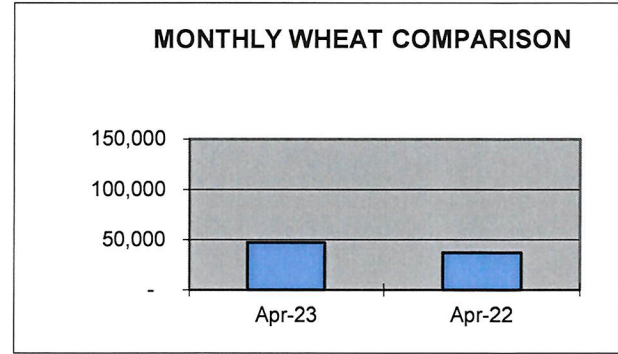
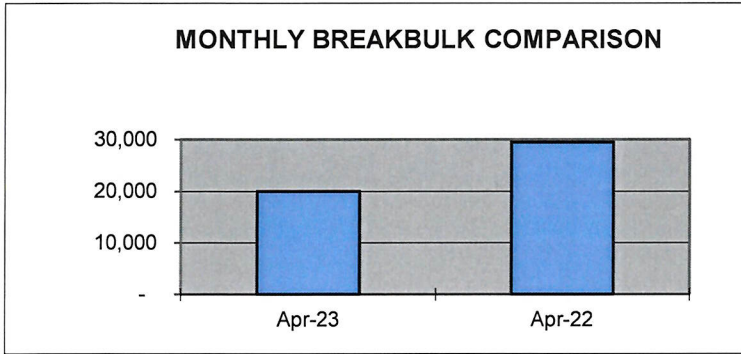


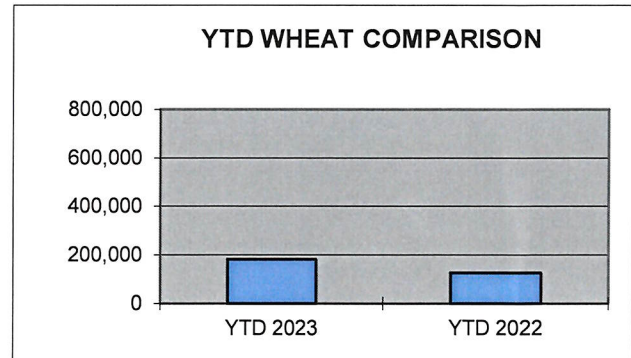
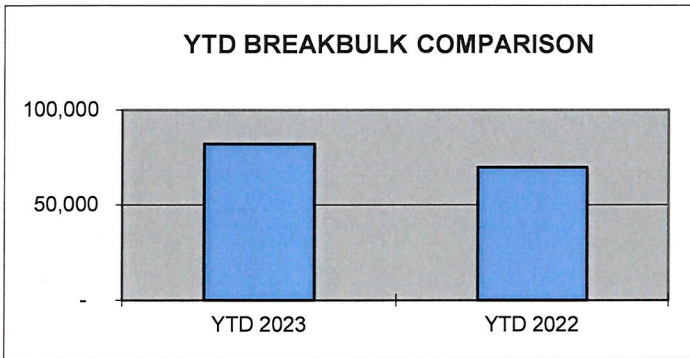
PORT OF LEWISTON APRIL COMPARISON SHIPPING REPORT

<u>SHIPPED</u>	<u>Apr-23</u>	<u>Apr-22</u>	<u>DIFFERENCE</u>	<u>% OF DIFFERENCE</u>
WHEAT/BARLEY**	47,190	37,055	10,135	27%
BREAKBULK**	20,000	29,430	(9,430)	-32%



YEAR TO DATE COMPARISON

<u>SHIPPED</u>	<u>YTD 2023</u>	<u>YTD 2022</u>	<u>DIFFERENCE</u>	<u>% OF DIFFERENCE</u>
WHEAT/BARLEY**	181,800	124,460	57,340	46.07%
BREAKBULK**	82,169	69,695	12,474	17.90%



*Measured in tons

YTD Bulk Grain Barges shipped by Tidewater (Qty) for Lewis Clark Terminal	50
YTD Barges at Port for Breakbulk cargo	31