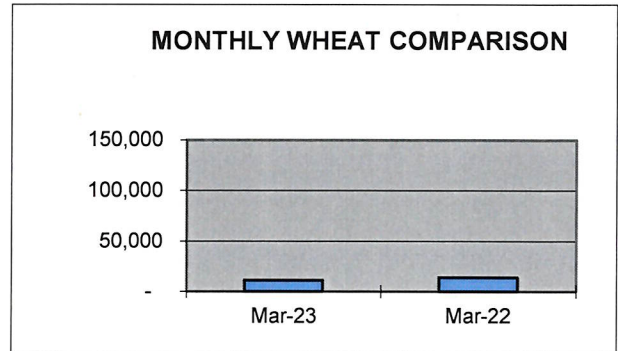
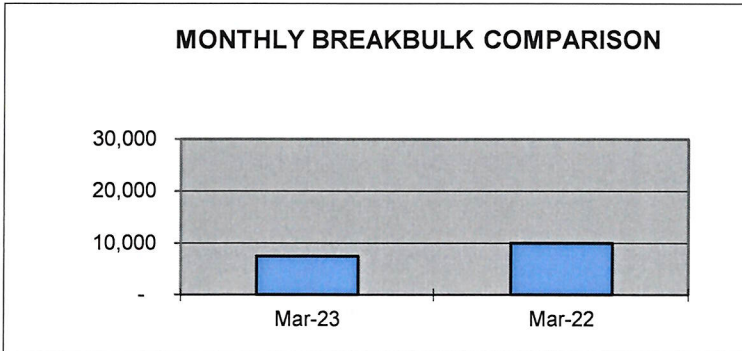


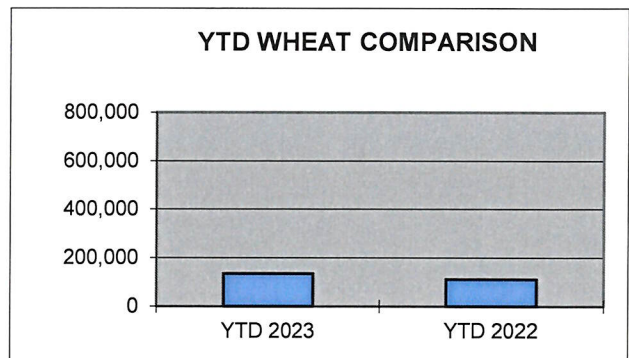
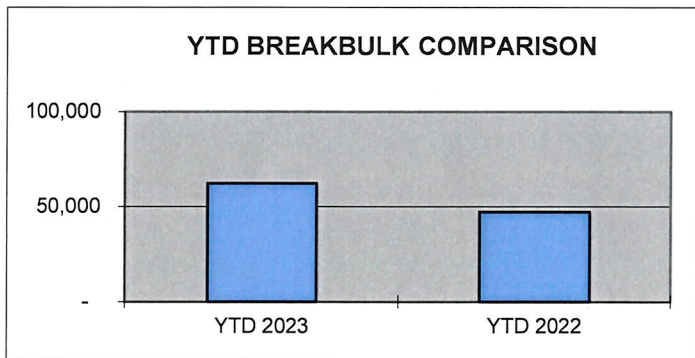
PORT OF LEWISTON MARCH COMPARISON SHIPPING REPORT

<u>SHIPPED</u>	<u>Mar-23</u>	<u>Mar-22</u>	<u>DIFFERENCE</u>	<u>% OF DIFFERENCE</u>
WHEAT/BARLEY**	11,020	14,110	(3,090)	-22%
BREAKBULK**	7,500	10,000	(2,500)	-25%



YEAR TO DATE COMPARISON

<u>SHIPPED</u>	<u>YTD 2023</u>	<u>YTD 2022</u>	<u>DIFFERENCE</u>	<u>% OF DIFFERENCE</u>
WHEAT/BARLEY**	134,610	110,280	24,330	22.06%
BREAKBULK**	62,169	47,195	14,974	31.73%



*Measured in tons

YTD Bulk Grain Barges shipped by Tidewater (Qty) for Lewis Clark Terminal
 YTD Barges at Port for Breakbulk cargo

37
 23