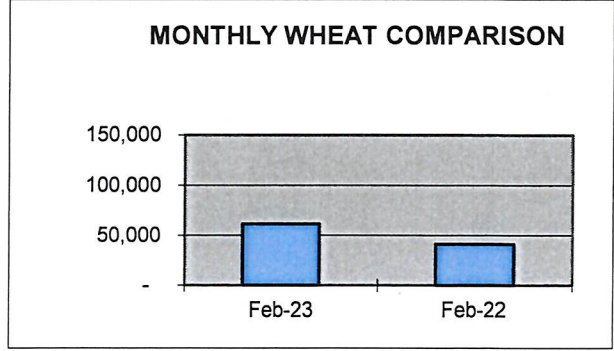
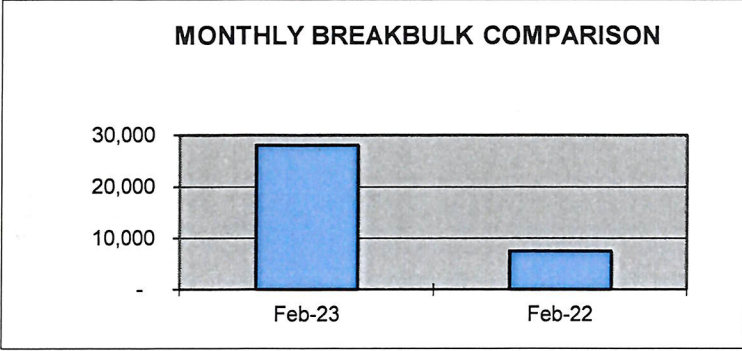


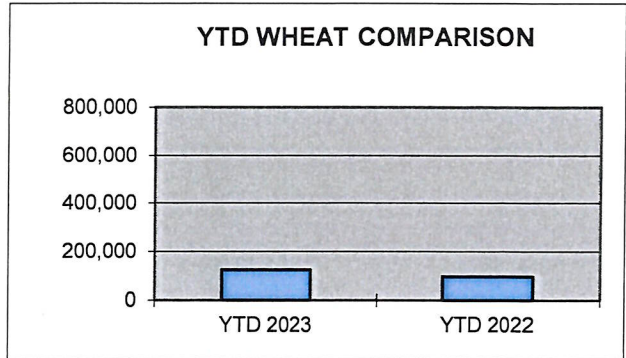
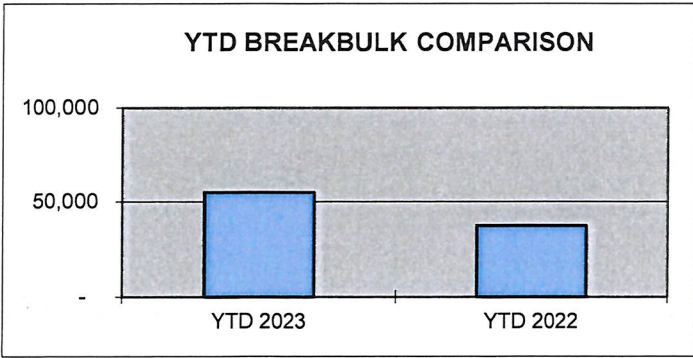
## PORT OF LEWISTON FEBRUARY COMPARISON SHIPPING REPORT

<u>SHIPPED</u>	<u>Feb-23</u>	<u>Feb-22</u>	<u>DIFFERENCE</u>	<u>% OF DIFFERENCE</u>
WHEAT/BARLEY**	61,410	41,066	20,344	50%
BREAKBULK**	28,053	7,500	20,553	274%



## YEAR TO DATE COMPARISON

<u>SHIPPED</u>	<u>YTD 2023</u>	<u>YTD 2022</u>	<u>DIFFERENCE</u>	<u>% OF DIFFERENCE</u>
WHEAT/BARLEY**	123,590	96,170	27,420	28.51%
BREAKBULK**	54,669	37,195	17,474	46.98%



\*Measured in tons

YTD Bulk Grain Barges shipped by Tidewater (Qty) for Lewis Clark Terminal	34
YTD Barges at Port for Breakbulk cargo	20