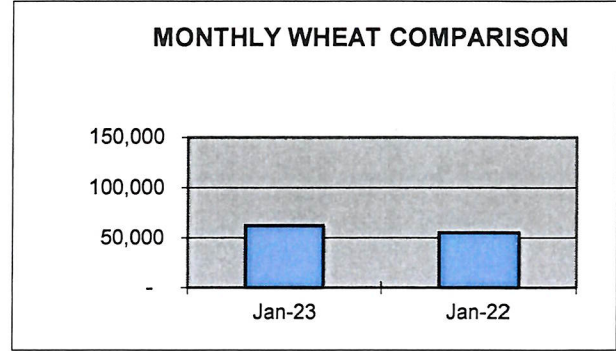
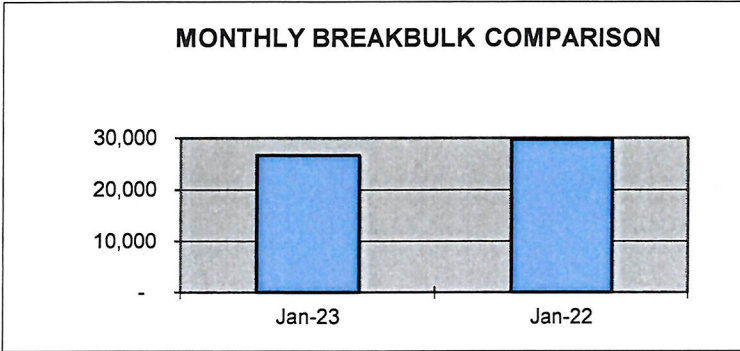


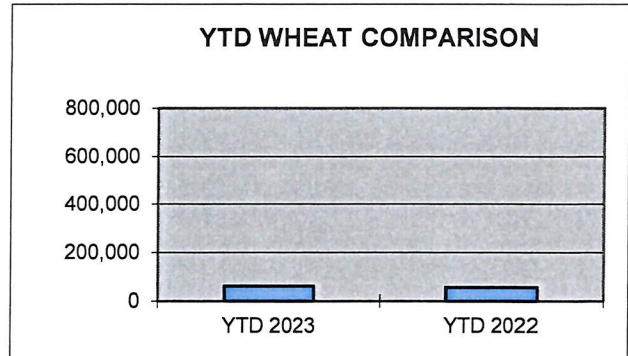
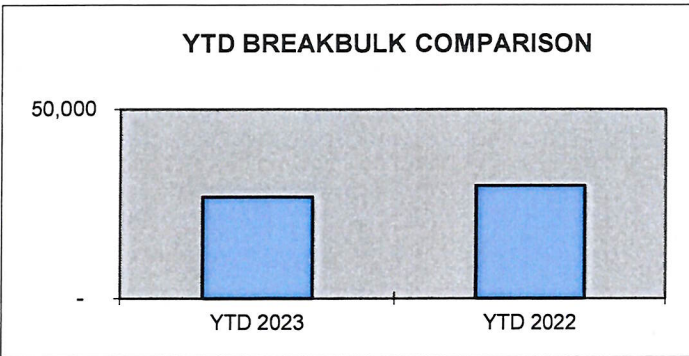
## PORT OF LEWISTON JANUARY COMPARISON SHIPPING REPORT

| <u>SHIPPED</u> | <u>Jan-23</u> | <u>Jan-22</u> | <u>DIFFERENCE</u> | <u>% OF DIFFERENCE</u> |
|----------------|---------------|---------------|-------------------|------------------------|
| WHEAT/BARLEY** | 62,180        | 55,105        | 7,075             | 13%                    |
| BREAKBULK**    | 26,616        | 29,695        | (3,079)           | -10%                   |



## YEAR TO DATE COMPARISON

| <u>SHIPPED</u> | <u>YTD 2023</u> | <u>YTD 2022</u> | <u>DIFFERENCE</u> | <u>% OF DIFFERENCE</u> |
|----------------|-----------------|-----------------|-------------------|------------------------|
| WHEAT/BARLEY** | 62,180          | 55,105          | 7,075             | 12.84%                 |
| BREAKBULK**    | 26,616          | 29,695          | (3,079)           | -10.37%                |



\*Measured in tons

|   |     |
|---|-----|
| YTD Bulk Grain Barges shipped by Tidewater (Qty) for Lewis Clark Terminal | 139 |
| YTD Barges at Port for Breakbulk cargo                                    | 114 |