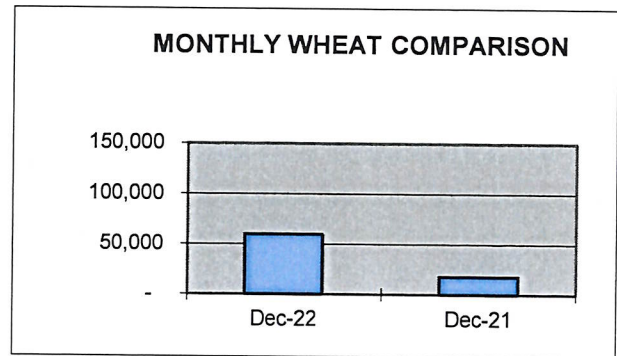
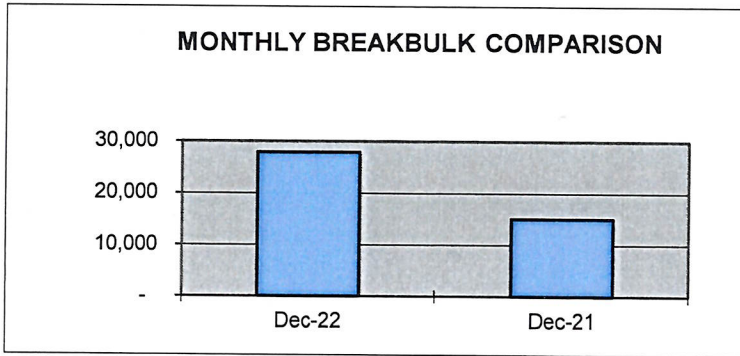


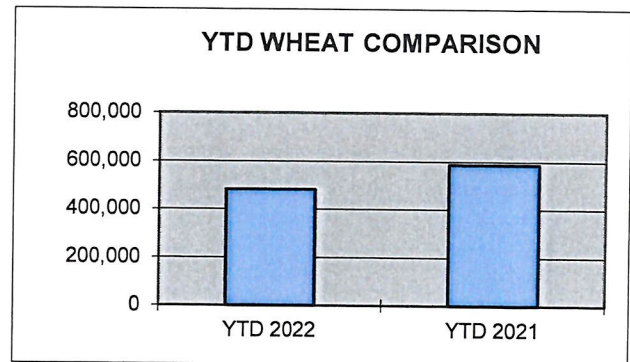
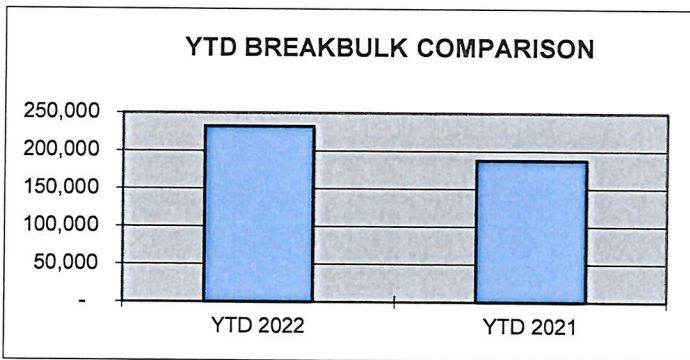
PORT OF LEWISTON DECEMBER COMPARISON SHIPPING REPORT

<u>SHIPPED</u>	<u>Dec-22</u>	<u>Dec-21</u>	<u>DIFFERENCE</u>	<u>% OF DIFFERENCE</u>
WHEAT/BARLEY**	59,707	17,780	41,927	236%
BREAKBULK**	27,903	15,000	12,903	86%



YEAR TO DATE COMPARISON

<u>SHIPPED</u>	<u>YTD 2022</u>	<u>YTD 2021</u>	<u>DIFFERENCE</u>	<u>% OF DIFFERENCE</u>
WHEAT/BARLEY**	482,442	587,325	(104,883)	-17.86%
BREAKBULK**	231,928	187,653	44,275	23.59%



*Measured in tons

YTD Bulk Grain Barges shipped by Tidewater (Qty) for Lewis Clark Terminal
 YTD Barges at Port for Breakbulk cargo

139
 114