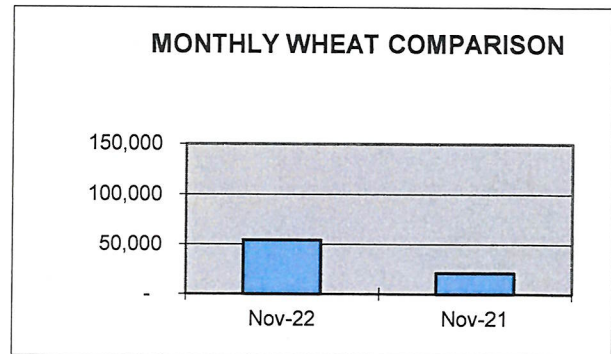
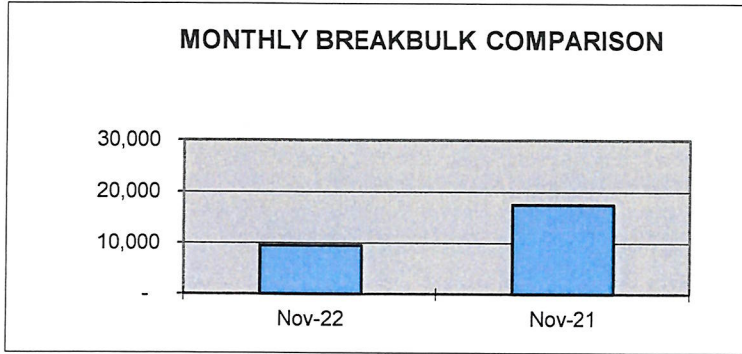


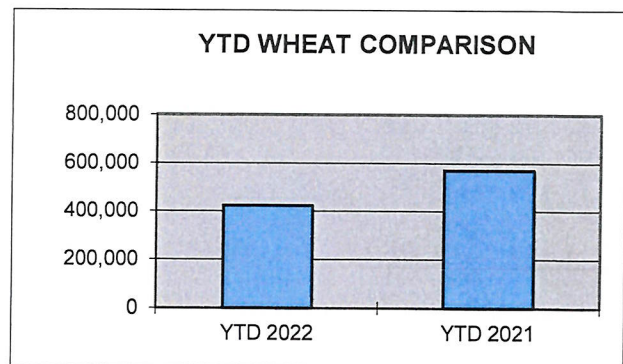
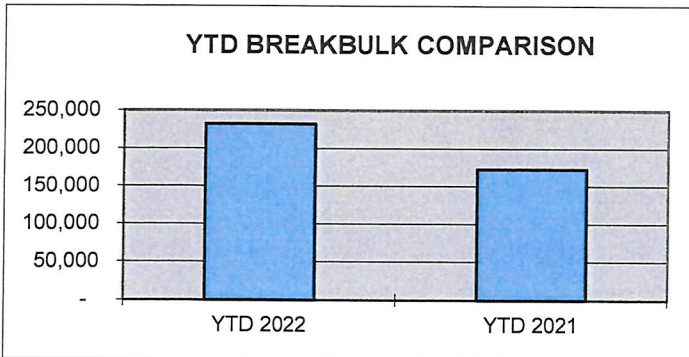
PORT OF LEWISTON NOVEMBER COMPARISON SHIPPING REPORT

| <u>SHIPPED</u> | <u>Nov-22</u> | <u>Nov-21</u> | <u>DIFFERENCE</u> | <u>% OF DIFFERENCE</u> |
|----------------|---------------|---------------|-------------------|------------------------|
| WHEAT/BARLEY** | 54,010 | 21,200 | 32,810 | 155% |
| BREAKBULK** | 9,470 | 17,500 | (8,030) | -46% |



YEAR TO DATE COMPARISON

| <u>SHIPPED</u> | <u>YTD 2022</u> | <u>YTD 2021</u> | <u>DIFFERENCE</u> | <u>% OF DIFFERENCE</u> |
|----------------|-----------------|-----------------|-------------------|------------------------|
| WHEAT/BARLEY** | 422,735 | 569,545 | (146,810) | -25.78% |
| BREAKBULK** | 231,928 | 172,653 | 59,275 | 34.33% |



**Measured in tons*

YTD Bulk Grain Barges shipped by Tidewater (Qty) for Lewis Clark Terminal
 YTD Barges at Port for Breakbulk cargo

122
 102