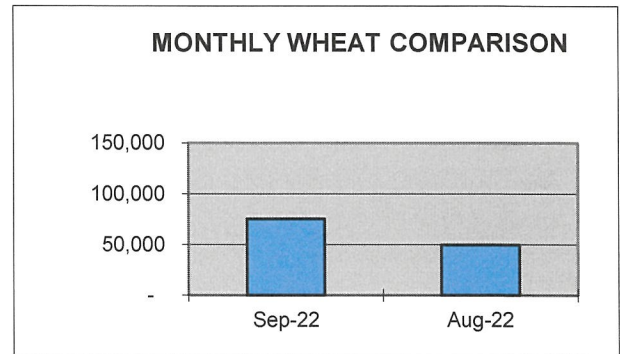
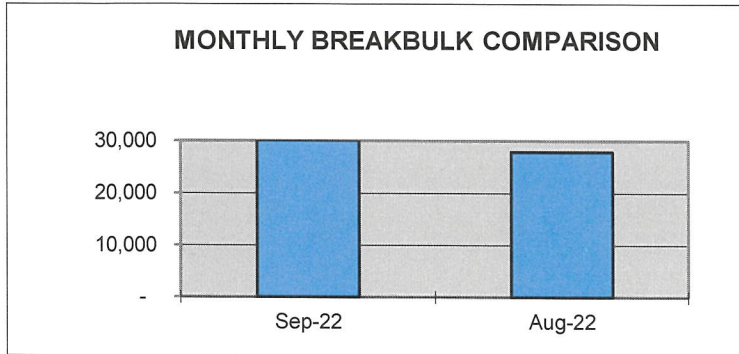


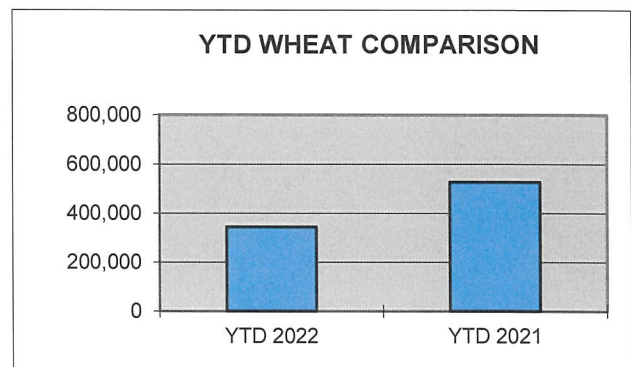
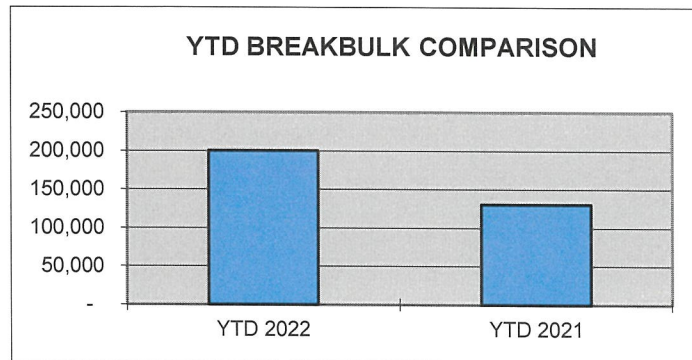
## PORT OF LEWISTON SEPTEMBER COMPARISON SHIPPING REPORT

<u>SHIPPED</u>	<u>Sep-22</u>	<u>Aug-22</u>	<u>DIFFERENCE</u>	<u>% OF DIFFERENCE</u>
WHEAT/BARLEY**	74,995	49,590	25,405	51%
BREAKBULK**	30,108	27,960	2,148	8%



## YEAR TO DATE COMPARISON

<u>SHIPPED</u>	<u>YTD 2022</u>	<u>YTD 2021</u>	<u>DIFFERENCE</u>	<u>% OF DIFFERENCE</u>
WHEAT/BARLEY**	343,655	526,835	(183,180)	-34.77%
BREAKBULK**	200,270	130,761	69,509	53.16%



\*Measured in tons

YTD Bulk Grain Barges shipped by Tidewater (Qty) for Lewis Clark Terminal  
 YTD Barges at Port for Breakbulk cargo

100  
 89