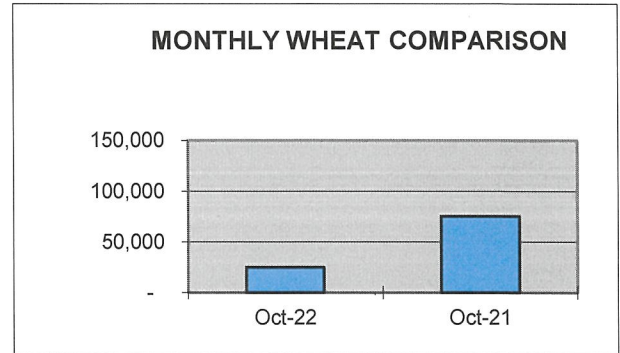
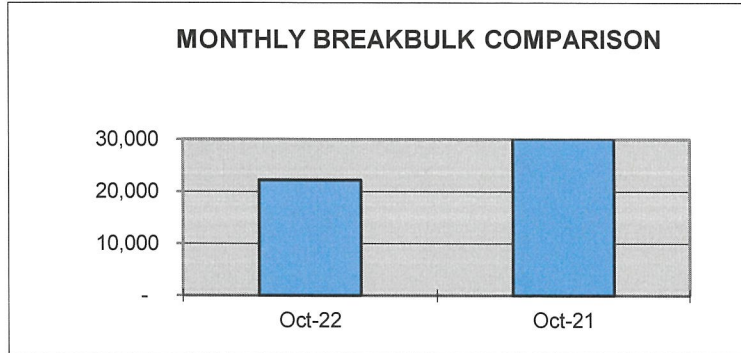


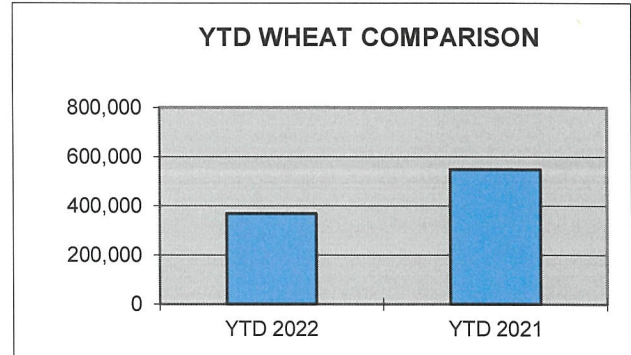
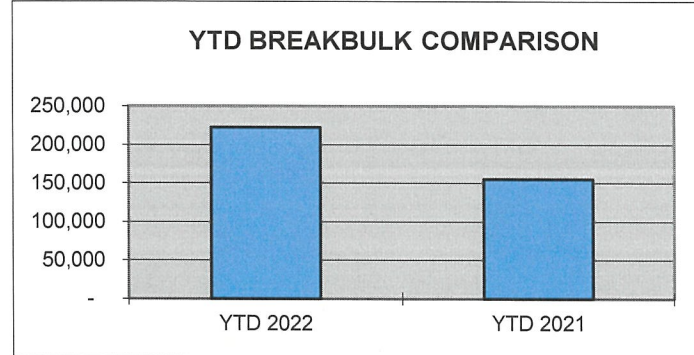
PORT OF LEWISTON OCTOBER COMPARISON SHIPPING REPORT

<u>SHIPPED</u>	<u>Oct-22</u>	<u>Oct-21</u>	<u>DIFFERENCE</u>	<u>% OF DIFFERENCE</u>
WHEAT/BARLEY**	25,070	74,995	(49,925)	-67%
BREAKBULK**	22,188	30,108	(7,920)	-26%



YEAR TO DATE COMPARISON

<u>SHIPPED</u>	<u>YTD 2022</u>	<u>YTD 2021</u>	<u>DIFFERENCE</u>	<u>% OF DIFFERENCE</u>
WHEAT/BARLEY**	368,725	548,345	(179,620)	-32.76%
BREAKBULK**	222,458	155,153	67,305	43.38%



*Measured in tons

YTD Bulk Grain Barges shipped by Tidewater (Qty) for Lewis Clark Terminal
 YTD Barges at Port for Breakbulk cargo

107
 98