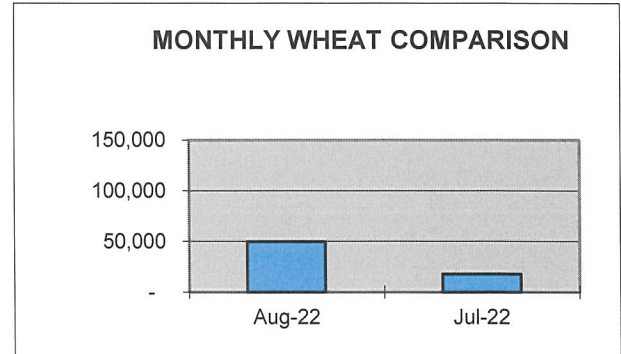
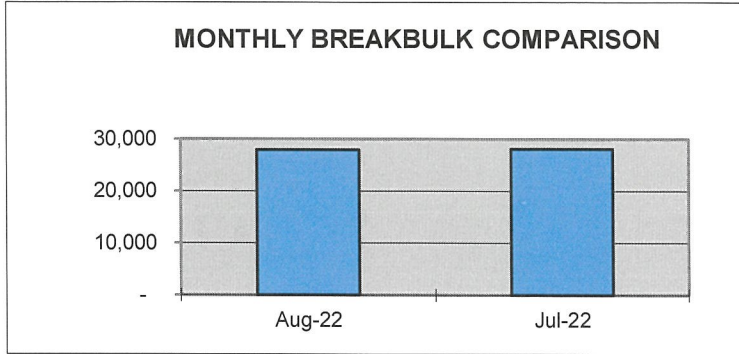


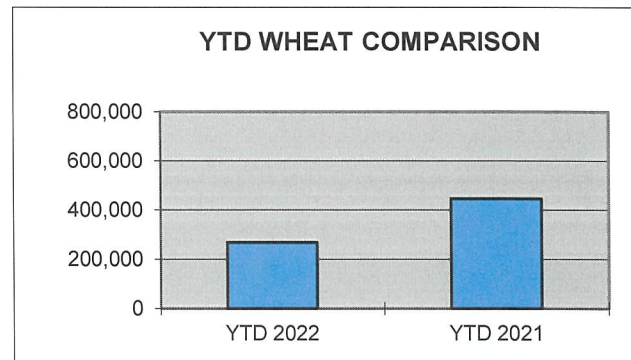
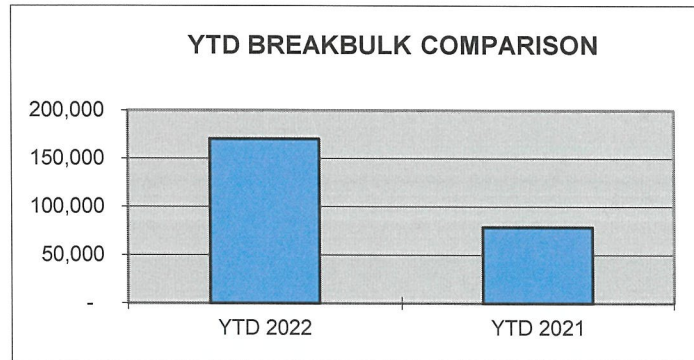
PORT OF LEWISTON AUGUST COMPARISON SHIPPING REPORT

<u>SHIPPED</u>	<u>Aug-22</u>	<u>Jul-22</u>	<u>DIFFERENCE</u>	<u>% OF DIFFERENCE</u>
WHEAT/BARLEY**	49,590	17,720	31,870	180%
BREAKBULK**	27,960	28,154	(194)	-1%



YEAR TO DATE COMPARISON

<u>SHIPPED</u>	<u>YTD 2022</u>	<u>YTD 2021</u>	<u>DIFFERENCE</u>	<u>% OF DIFFERENCE</u>
WHEAT/BARLEY**	268,660	446,626	(177,966)	-39.85%
BREAKBULK**	170,162	78,573	91,589	116.57%



*Measured in tons

YTD Bulk Grain Barges shipped by Tidewater (Qty) for Lewis Clark Terminal	79
YTD Barges at Port for Breakbulk cargo	77