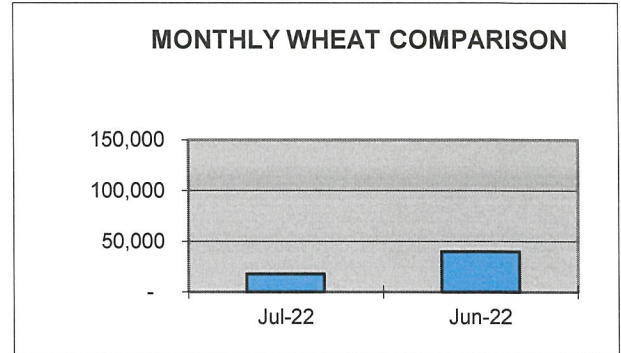
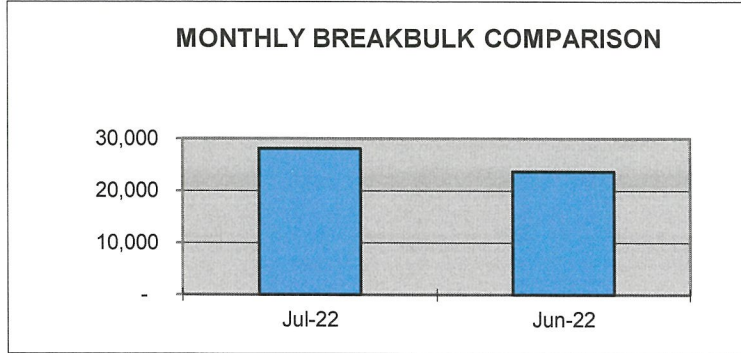


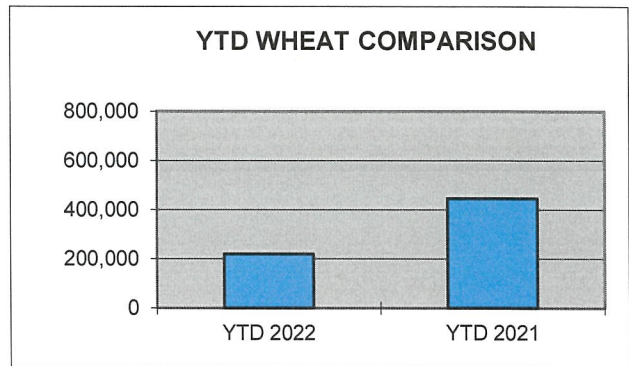
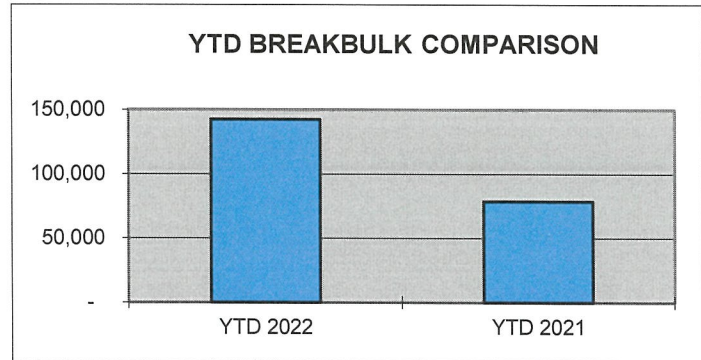
## PORT OF LEWISTON JULY COMPARISON SHIPPING REPORT

<u>SHIPPED</u>	<u>Jul-22</u>	<u>Jun-22</u>	<u>DIFFERENCE</u>	<u>% OF DIFFERENCE</u>
WHEAT/BARLEY**	17,720	39,835	(22,115)	-56%
BREAKBULK**	28,154	23,669	4,485	19%



## YEAR TO DATE COMPARISON

<u>SHIPPED</u>	<u>YTD 2022</u>	<u>YTD 2021</u>	<u>DIFFERENCE</u>	<u>% OF DIFFERENCE</u>
WHEAT/BARLEY**	219,070	446,626	(227,556)	-50.95%
BREAKBULK**	142,202	78,573	63,629	80.98%



\*Measured in tons

YTD Bulk Grain Barges shipped by Tidewater (Qty) for Lewis Clark Terminal  
 YTD Barges at Port for Breakbulk cargo

65  
 65