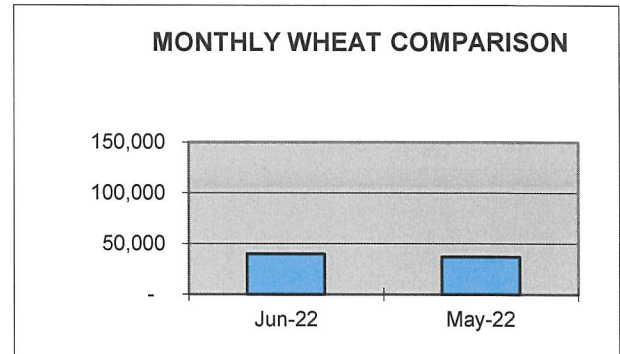
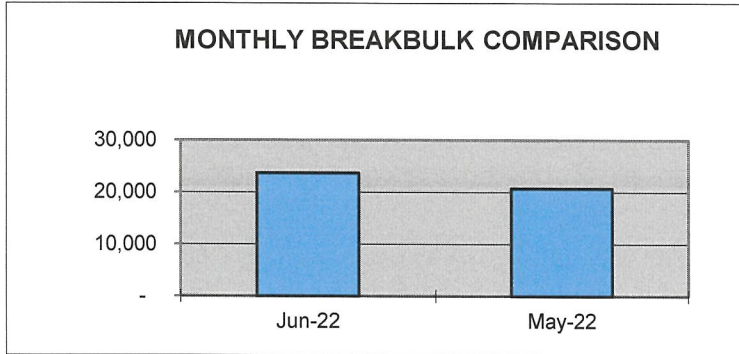


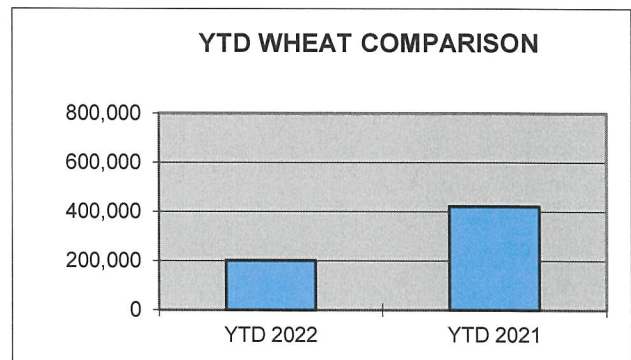
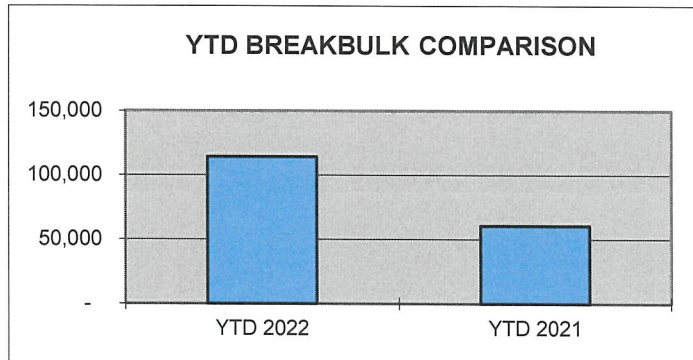
PORT OF LEWISTON JUNE COMPARISON SHIPPING REPORT

<u>SHIPPED</u>	<u>Jun-22</u>	<u>May-22</u>	<u>DIFFERENCE</u>	<u>% OF DIFFERENCE</u>
WHEAT/BARLEY**	39,835	37,055	2,780	8%
BREAKBULK**	23,669	20,684	2,985	14%



YEAR TO DATE COMPARISON

<u>SHIPPED</u>	<u>YTD 2022</u>	<u>YTD 2021</u>	<u>DIFFERENCE</u>	<u>% OF DIFFERENCE</u>
WHEAT/BARLEY**	201,350	421,096	(219,746)	-52.18%
BREAKBULK**	114,048	60,457	53,591	88.64%



*Measured in tons

YTD Bulk Grain Barges shipped by Tidewater (Qty) for Lewis Clark Terminal
 YTD Barges at Port for Breakbulk cargo

60
 51