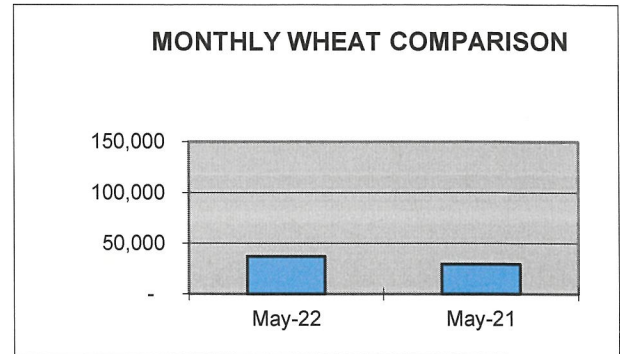
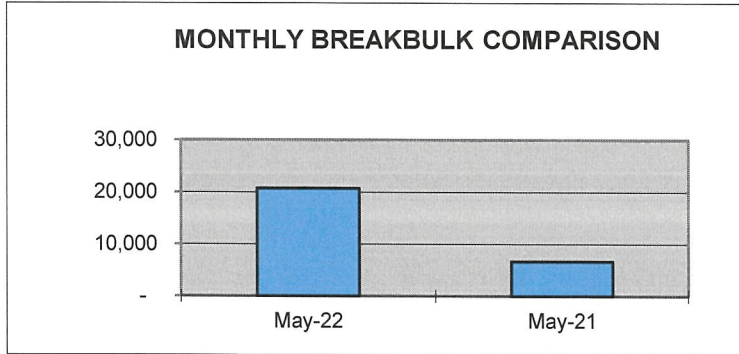


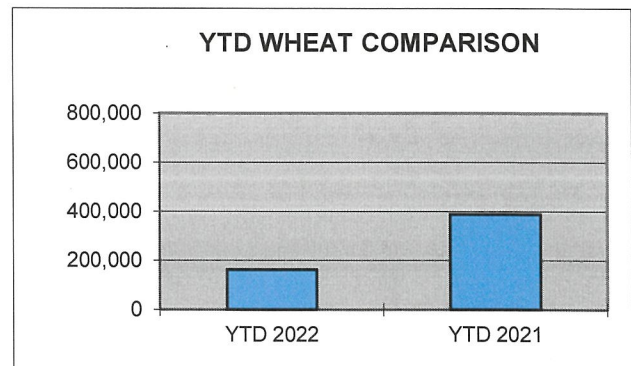
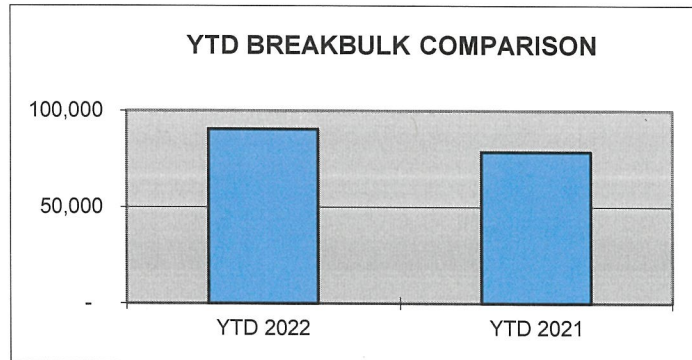
PORT OF LEWISTON MAY COMPARISON SHIPPING REPORT

<u>SHIPPED</u>	<u>May-22</u>	<u>May-21</u>	<u>DIFFERENCE</u>	<u>% OF DIFFERENCE</u>
WHEAT/BARLEY**	37,055	29,430	7,625	26%
BREAKBULK**	20,684	6,686	13,998	209%



YEAR TO DATE COMPARISON

<u>SHIPPED</u>	<u>YTD 2022</u>	<u>YTD 2021</u>	<u>DIFFERENCE</u>	<u>% OF DIFFERENCE</u>
WHEAT/BARLEY**	161,515	388,686	(227,171)	-58.45%
BREAKBULK**	90,379	78,533	11,846	15.08%



*Measured in tons

YTD Bulk Grain Barges shipped by Tidewater (Qty) for Lewis Clark Terminal	48
YTD Barges at Port for Breakbulk cargo	38