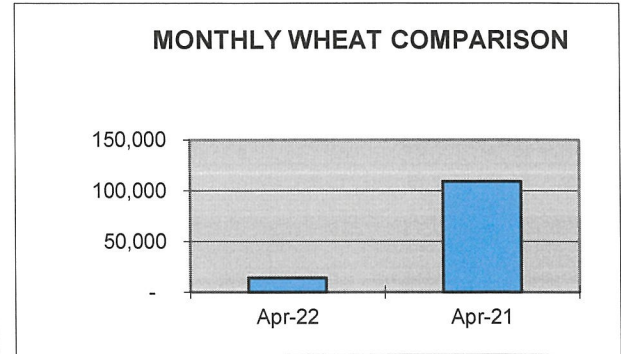
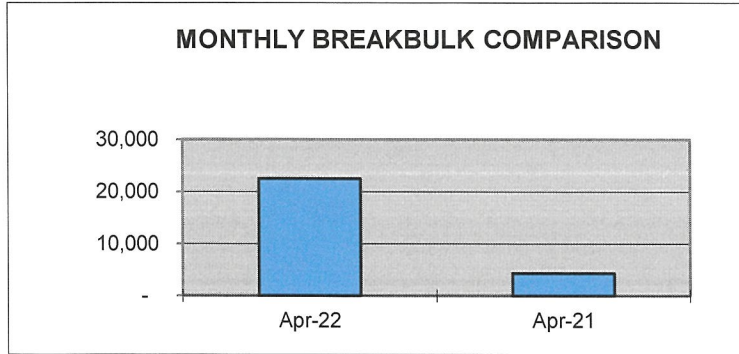


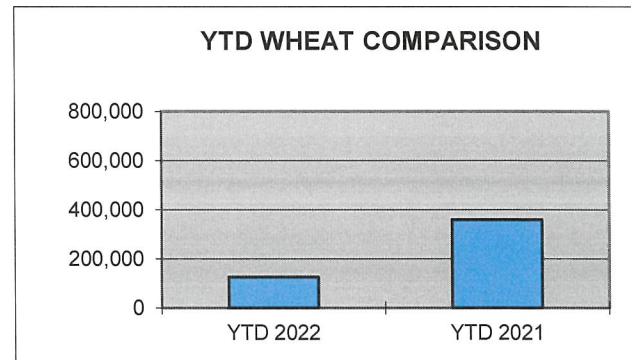
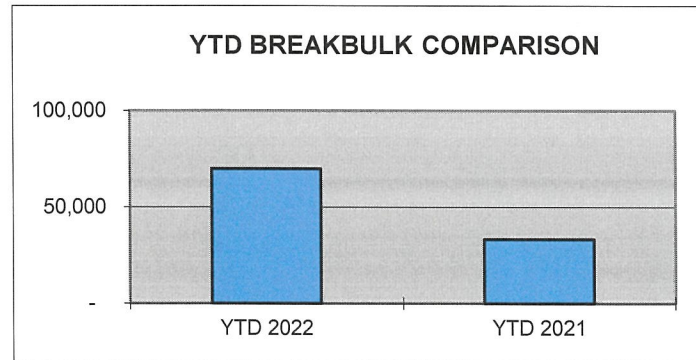
## PORT OF LEWISTON APRIL COMPARISON SHIPPING REPORT

<u>SHIPPED</u>	<u>Apr-22</u>	<u>Apr-21</u>	<u>DIFFERENCE</u>	<u>% OF DIFFERENCE</u>
WHEAT/BARLEY**	14,180	109,297	(95,117)	-87%
BREAKBULK**	22,500	4,334	18,166	419%



## YEAR TO DATE COMPARISON

<u>SHIPPED</u>	<u>YTD 2022</u>	<u>YTD 2021</u>	<u>DIFFERENCE</u>	<u>% OF DIFFERENCE</u>
WHEAT/BARLEY**	124,460	359,256	(234,796)	-65.36%
BREAKBULK**	69,695	33,235	36,460	109.70%



\*Measured in tons

YTD Bulk Grain Barges shipped by Tidewater (Qty) for Lewis Clark Terminal  
 YTD Barges at Port for Breakbulk cargo

37  
 28