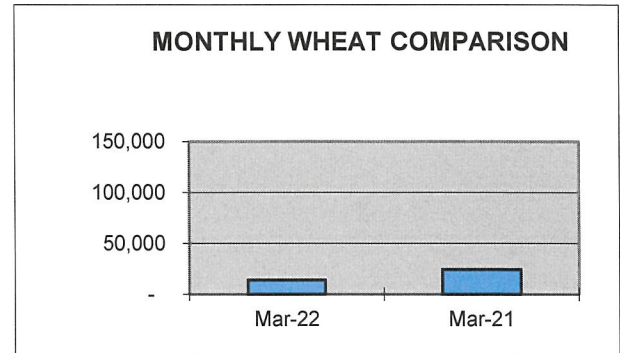
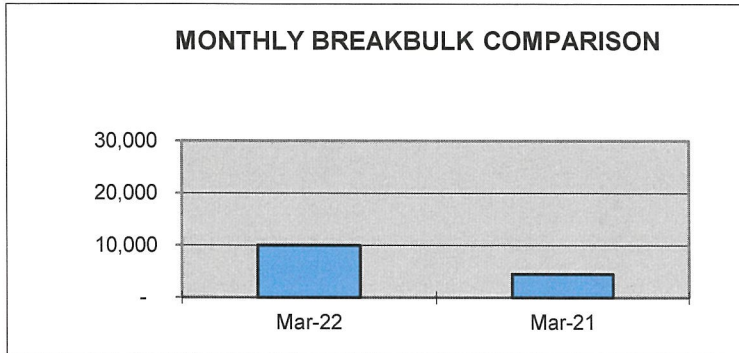


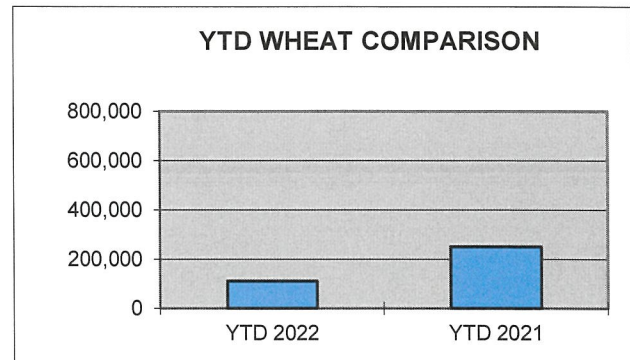
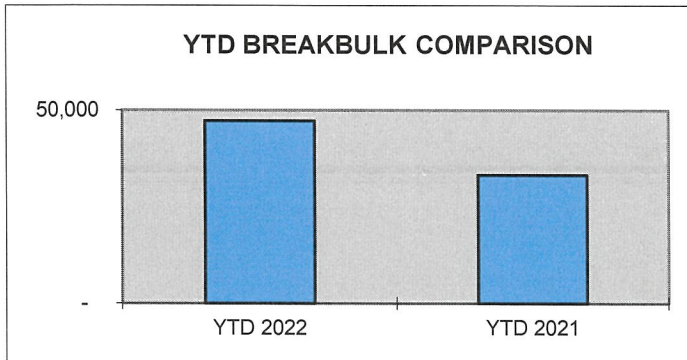
PORT OF LEWISTON MARCH COMPARISON SHIPPING REPORT

| <u>SHIPPED</u> | <u>Mar-22</u> | <u>Mar-21</u> | <u>DIFFERENCE</u> | <u>% OF DIFFERENCE</u> |
|----------------|---------------|---------------|-------------------|------------------------|
| WHEAT/BARLEY** | 14,110 | 24,296 | (10,186) | -42% |
| BREAKBULK** | 10,000 | 4,498 | 5,502 | 122% |



YEAR TO DATE COMPARISON

| <u>SHIPPED</u> | <u>YTD 2022</u> | <u>YTD 2021</u> | <u>DIFFERENCE</u> | <u>% OF DIFFERENCE</u> |
|----------------|-----------------|-----------------|-------------------|------------------------|
| WHEAT/BARLEY** | 110,280 | 249,959 | (139,679) | -55.88% |
| BREAKBULK** | 47,195 | 33,235 | 13,960 | 42.00% |



*Measured in tons

YTD Bulk Grain Barges shipped by Tidewater (Qty) for Lewis Clark Terminal
 YTD Barges at Port for Breakbulk cargo

33
 19