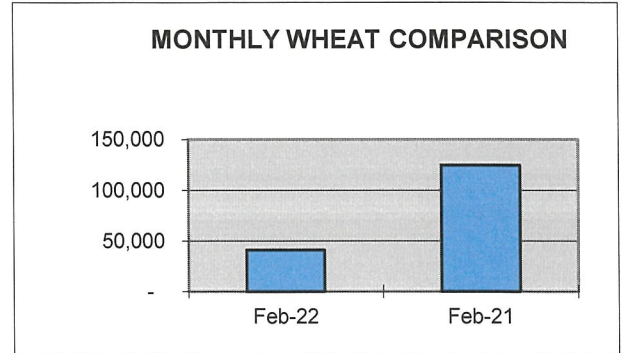
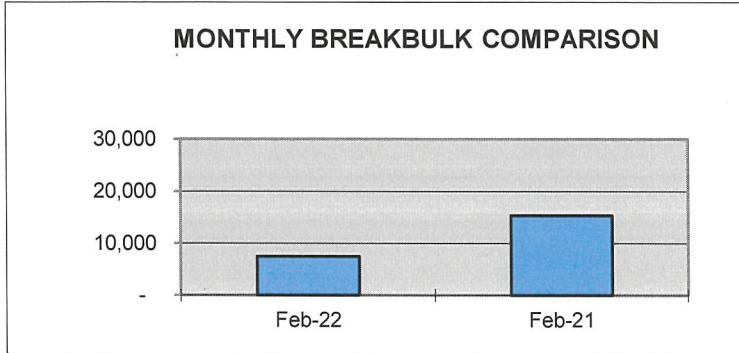


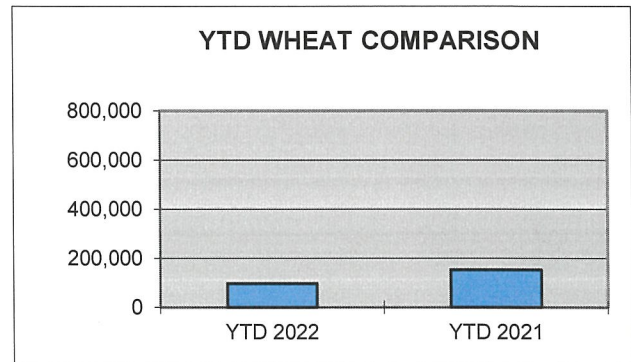
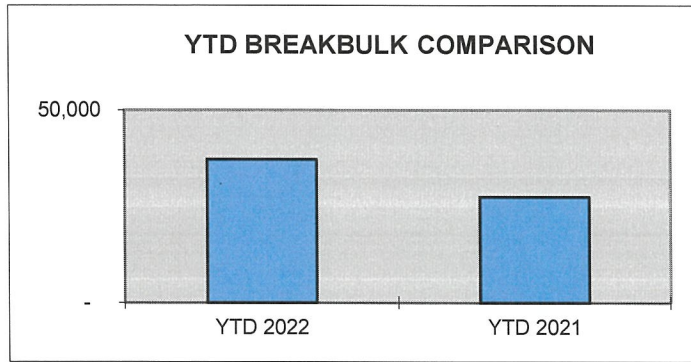
## PORT OF LEWISTON FEBRUARY COMPARISON SHIPPING REPORT

<u>SHIPPED</u>	<u>Feb-22</u>	<u>Feb-21</u>	<u>DIFFERENCE</u>	<u>% OF DIFFERENCE</u>
WHEAT/BARLEY**	41,065	124,660	(83,595)	-67%
BREAKBULK**	7,500	15,300	(7,800)	-51%



## YEAR TO DATE COMPARISON

<u>SHIPPED</u>	<u>YTD 2022</u>	<u>YTD 2021</u>	<u>DIFFERENCE</u>	<u>% OF DIFFERENCE</u>
WHEAT/BARLEY**	96,170	153,115	(56,945)	-37.19%
BREAKBULK**	37,195	27,500	9,695	35.25%



\*Measured in tons

YTD Bulk Grain Barges shipped by Tidewater (Qty) for Lewis Clark Terminal  
 YTD Barges at Port for Breakbulk cargo

28  
 15