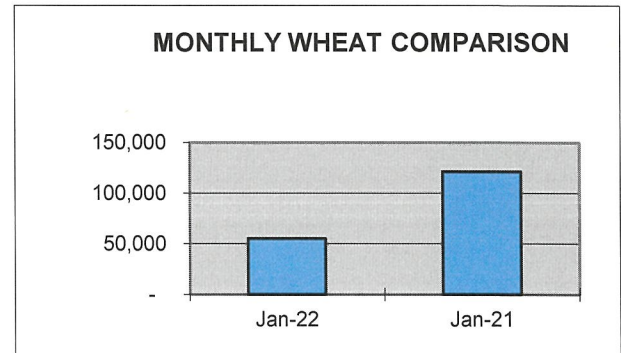
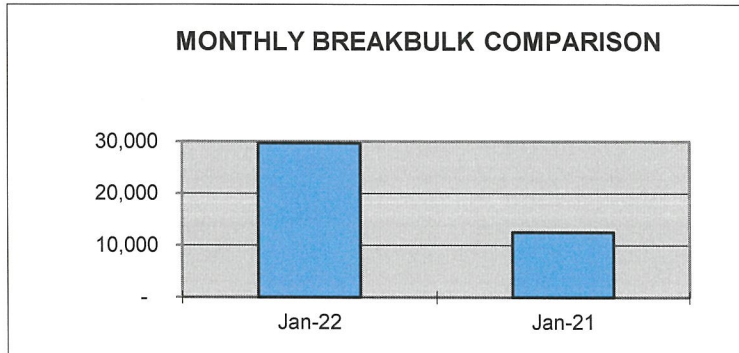


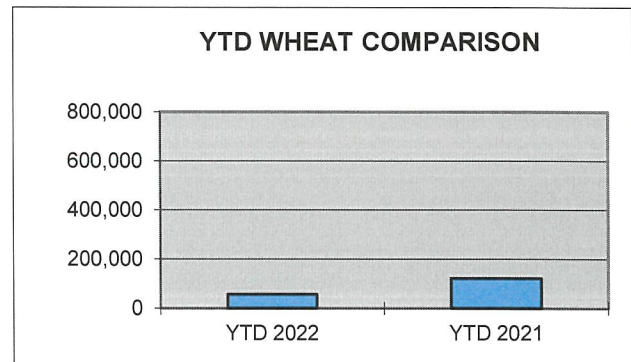
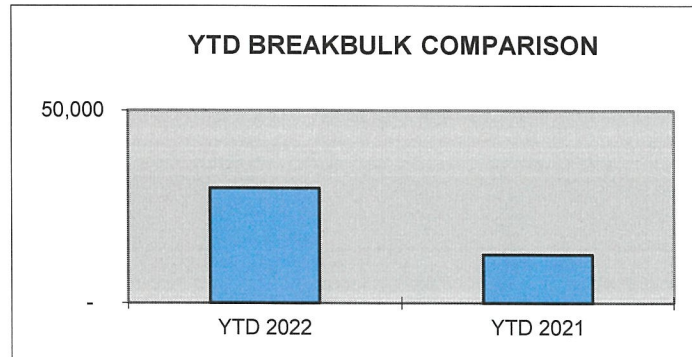
PORT OF LEWISTON JANUARY COMPARISON SHIPPING REPORT

<u>SHIPPED</u>	<u>Jan-22</u>	<u>Jan-21</u>	<u>DIFFERENCE</u>	<u>% OF DIFFERENCE</u>
WHEAT/BARLEY**	55,105	121,003	(65,898)	-54%
BREAKBULK**	29,695	12,500	17,195	138%



YEAR TO DATE COMPARISON

<u>SHIPPED</u>	<u>YTD 2022</u>	<u>YTD 2021</u>	<u>DIFFERENCE</u>	<u>% OF DIFFERENCE</u>
WHEAT/BARLEY**	55,105	121,003	(65,898)	-54.46%
BREAKBULK**	29,695	12,500	17,195	137.56%



*Measured in tons

YTD Bulk Grain Barges shipped by Tidewater (Qty) for Lewis Clark Terminal
 YTD Barges at Port for Breakbulk cargo

16
 12