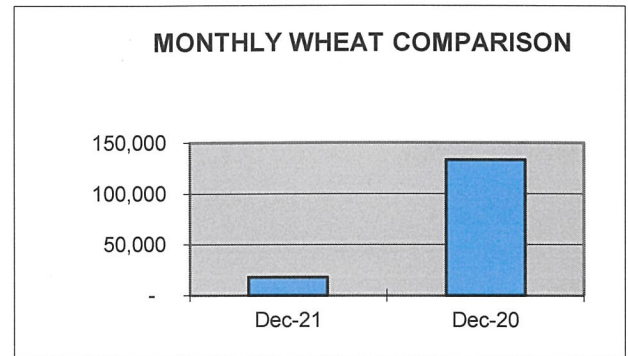
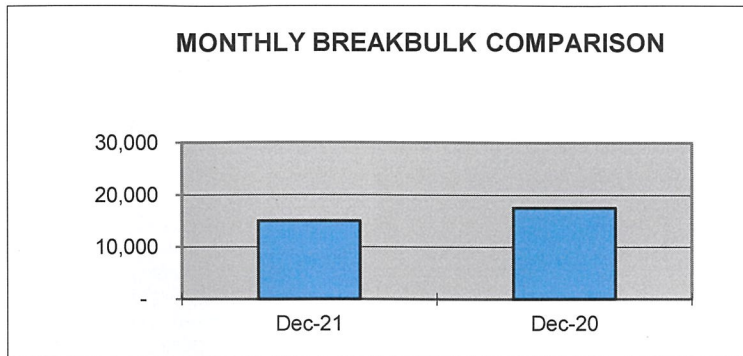


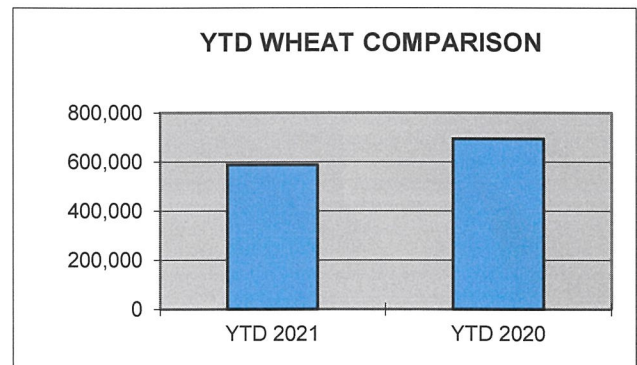
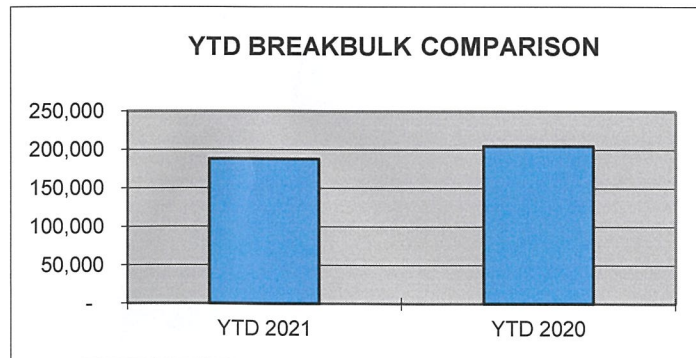
PORT OF LEWISTON NOVEMBER COMPARISON SHIPPING REPORT

<u>SHIPPED</u>	<u>Dec-21</u>	<u>Dec-20</u>	<u>DIFFERENCE</u>	<u>% OF DIFFERENCE</u>
WHEAT/BARLEY**	17,780	133,375	(115,595)	-87%
BREAKBULK**	15,000	17,566	(2,566)	-15%



YEAR TO DATE COMPARISON

<u>SHIPPED</u>	<u>YTD 2021</u>	<u>YTD 2020</u>	<u>DIFFERENCE</u>	<u>% OF DIFFERENCE</u>
WHEAT/BARLEY**	587,325	694,803	(107,478)	-15.47%
BREAKBULK**	187,653	204,866	(17,213)	-8.40%



*Measured in tons

YTD Bulk Grain Barges shipped by Tidewater (Qty) for Lewis Clark Terminal
 YTD Barges at Port for Breakbulk cargo

62
 83