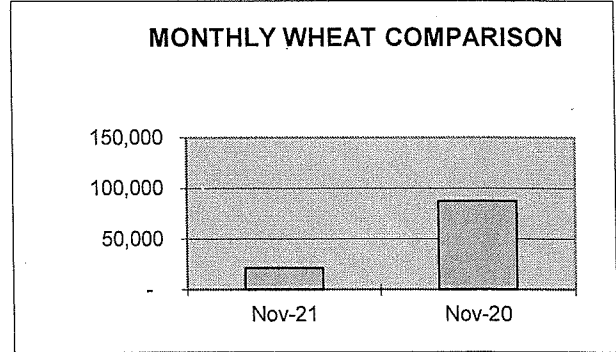
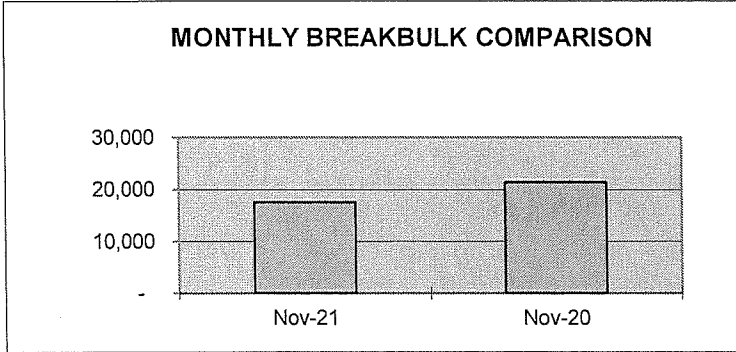


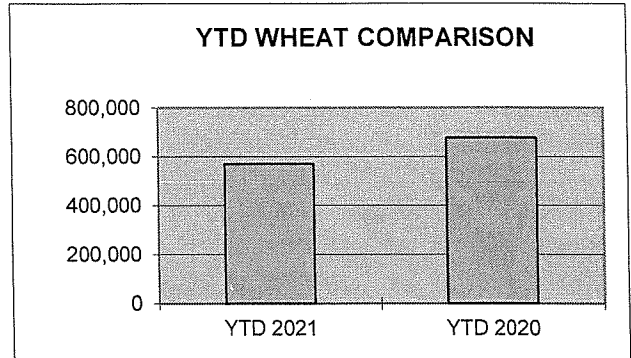
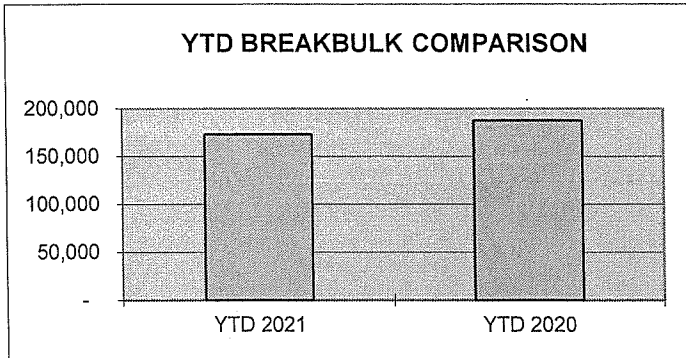
PORT OF LEWISTON NOVEMBER COMPARISON SHIPPING REPORT

<u>SHIPPED</u>	<u>Nov-21</u>	<u>Nov-20</u>	<u>DIFFERENCE</u>	<u>% OF DIFFERENCE</u>
WHEAT/BARLEY**	21,200	87,081	(65,881)	-76%
BREAKBULK**	17,500	21,347	(3,847)	-18%



YEAR TO DATE COMPARISON

<u>SHIPPED</u>	<u>YTD 2021</u>	<u>YTD 2020</u>	<u>DIFFERENCE</u>	<u>% OF DIFFERENCE</u>
WHEAT/BARLEY**	569,545	677,237	(107,692)	-15.90%
BREAKBULK**	172,653	187,300	(14,647)	-7.82%



*Measured in tons

YTD Bulk Grain Barges shipped by Tidewater (Qty) for Lewis Clark Terminal
 YTD Barges at Port for Breakbulk cargo

57
77