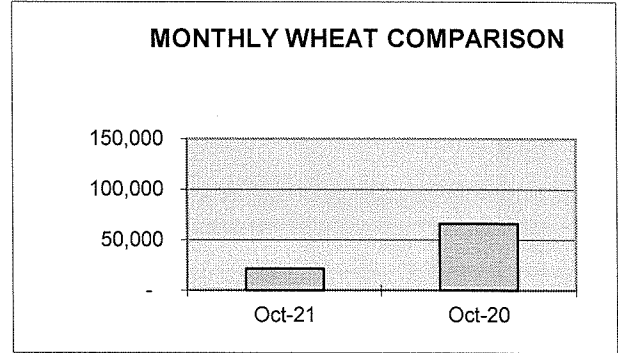
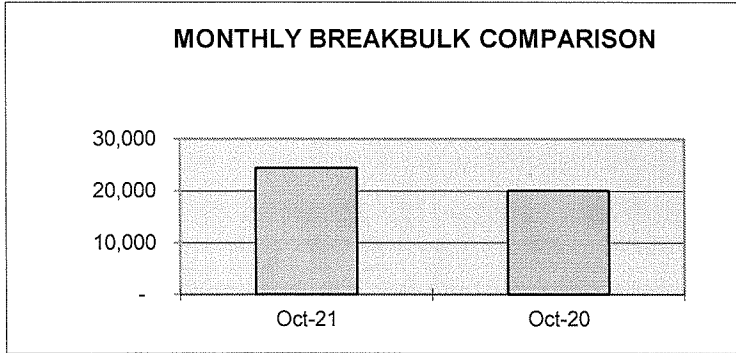


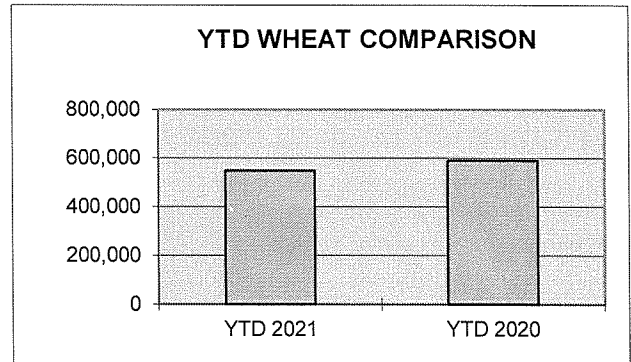
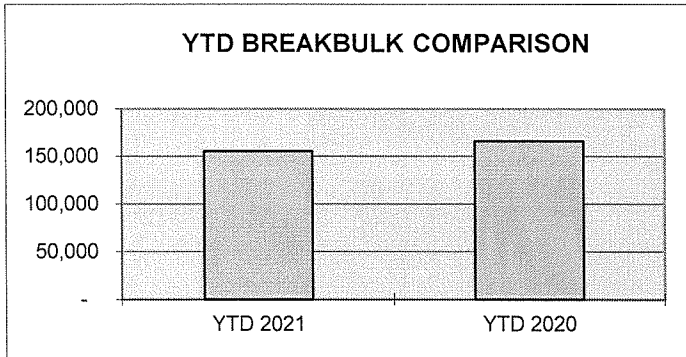
PORT OF LEWISTON OCTOBER COMPARISON SHIPPING REPORT

<u>SHIPPED</u>	<u>Oct-21</u>	<u>Oct-20</u>	<u>DIFFERENCE</u>	<u>% OF DIFFERENCE</u>
WHEAT/BARLEY**	21,510	66,009	(44,499)	-67%
BREAKBULK**	24,392	20,025	4,367	22%



YEAR TO DATE COMPARISON

<u>SHIPPED</u>	<u>YTD 2021</u>	<u>YTD 2020</u>	<u>DIFFERENCE</u>	<u>% OF DIFFERENCE</u>
WHEAT/BARLEY**	548,345	590,156	(41,811)	-7.08%
BREAKBULK**	155,153	165,953	(10,800)	-6.51%



*Measured in tons

YTD Bulk Grain Barges shipped by Tidewater (Qty) for Lewis Clark Terminal
 YTD Barges at Port for Breakbulk cargo

160
 70