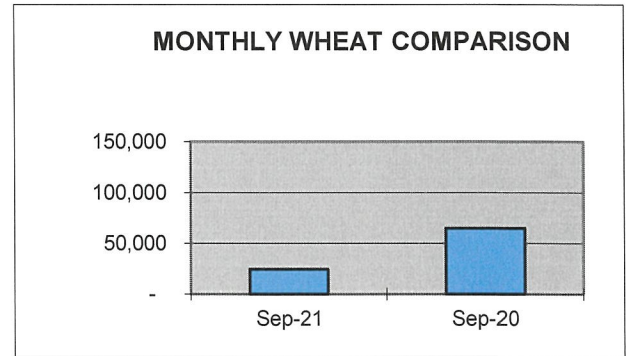
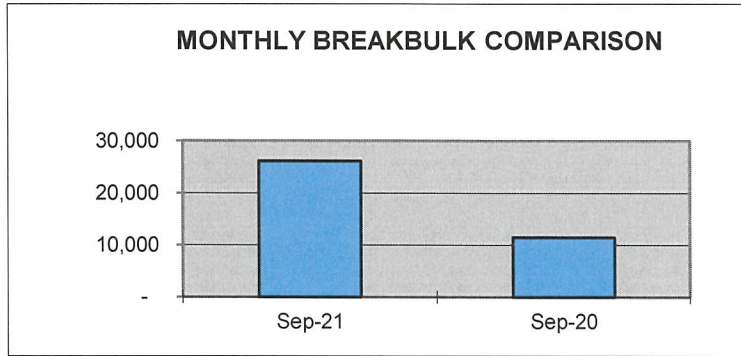


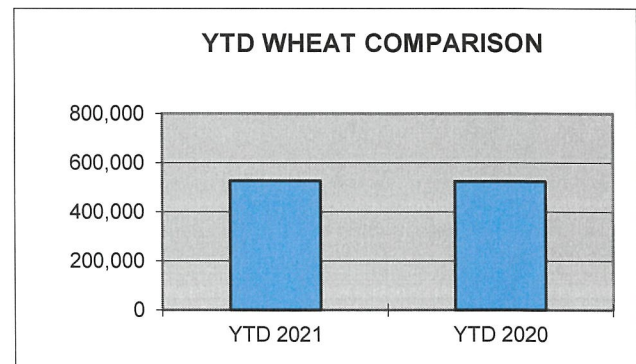
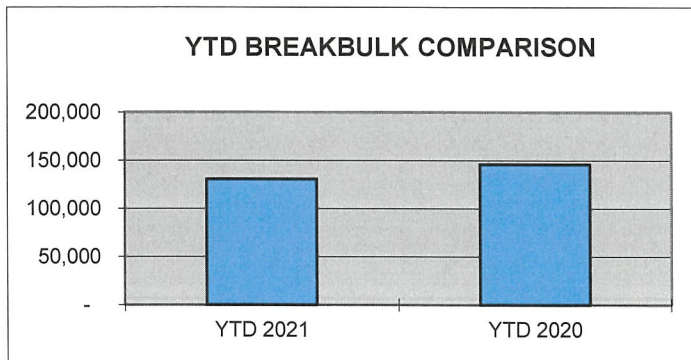
## PORT OF LEWISTON SEPTEMBER COMPARISON SHIPPING REPORT

<u>SHIPPED</u>	<u>Sep-21</u>	<u>Sep-20</u>	<u>DIFFERENCE</u>	<u>% OF DIFFERENCE</u>
WHEAT/BARLEY**	24,526	64,925	(40,399)	-62%
BREAKBULK**	26,147	11,482	14,665	128%



### YEAR TO DATE COMPARISON

<u>SHIPPED</u>	<u>YTD 2021</u>	<u>YTD 2020</u>	<u>DIFFERENCE</u>	<u>% OF DIFFERENCE</u>
WHEAT/BARLEY**	526,835	524,147	2,688	0.51%
BREAKBULK**	130,761	145,928	(15,167)	-10.39%



*\*Measured in tons*

YTD Bulk Grain Barges shipped by Tidewater (Qty) for Lewis Clark Terminal  
 YTD Barges at Port for Breakbulk cargo

154  
 60