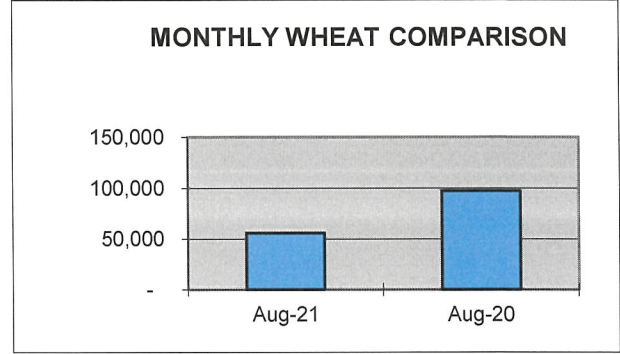
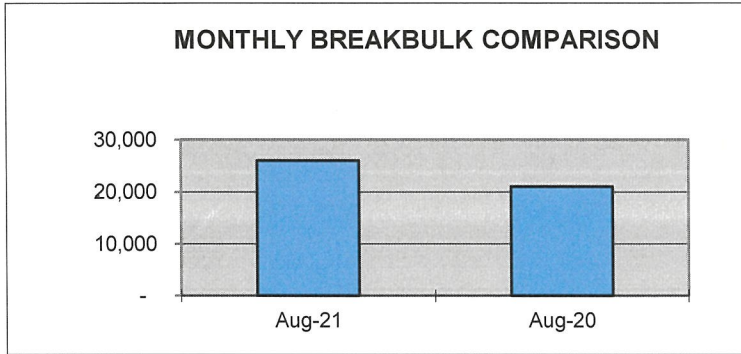


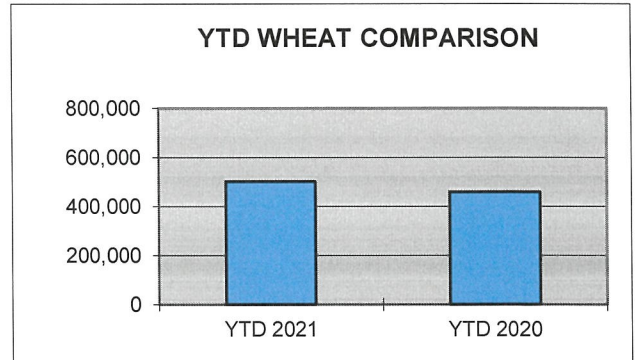
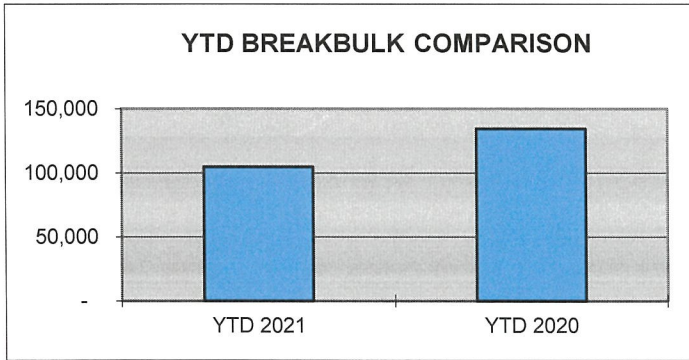
PORT OF LEWISTON AUGUST COMPARISON SHIPPING REPORT

<u>SHIPPED</u>	<u>Aug-21</u>	<u>Aug-20</u>	<u>DIFFERENCE</u>	<u>% OF DIFFERENCE</u>
WHEAT/BARLEY**	55,683	97,622	(41,939)	-43%
BREAKBULK**	26,041	21,000	5,041	24%



YEAR TO DATE COMPARISON

<u>SHIPPED</u>	<u>YTD 2021</u>	<u>YTD 2020</u>	<u>DIFFERENCE</u>	<u>% OF DIFFERENCE</u>
WHEAT/BARLEY**	502,309	459,222	43,087	9.38%
BREAKBULK**	104,614	134,446	(29,832)	-22.19%



*Measured in tons

YTD Bulk Grain Barges shipped by Tidewater (Qty) for Lewis Clark Terminal
 YTD Barges at Port for Breakbulk cargo

148
 48