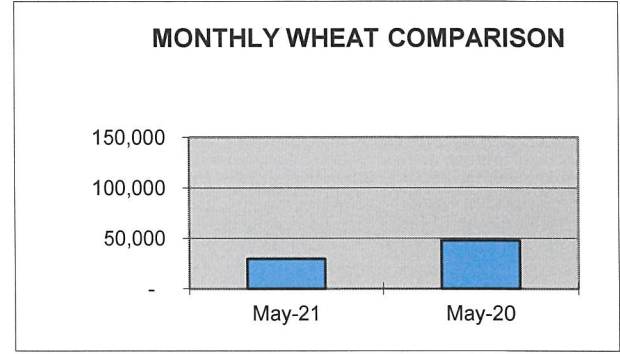
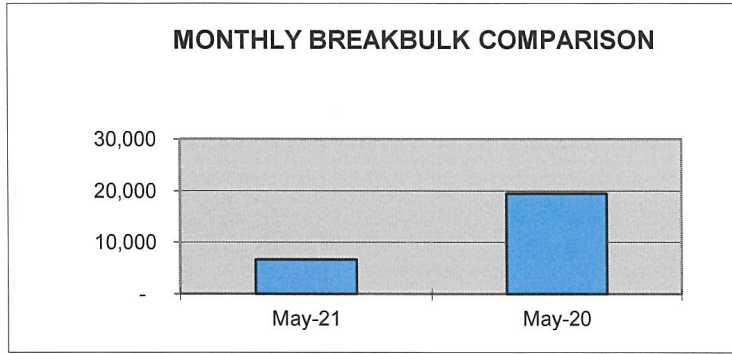


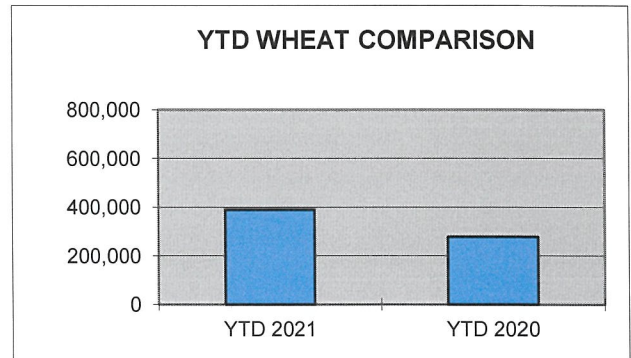
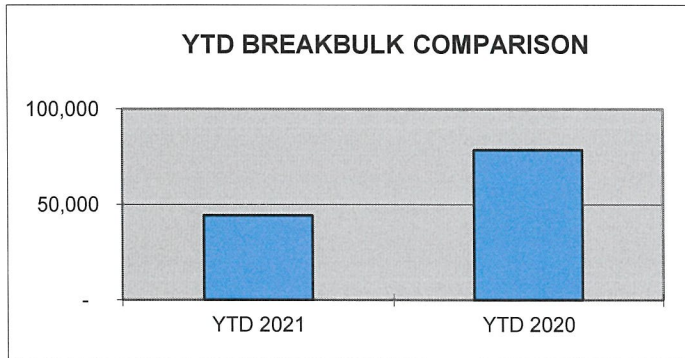
PORT OF LEWISTON MAY COMPARISON SHIPPING REPORT

<u>SHIPPED</u>	<u>May-21</u>	<u>May-20</u>	<u>DIFFERENCE</u>	<u>% OF DIFFERENCE</u>
WHEAT/BARLEY**	29,430	47,830	(18,400)	-38%
BREAKBULK**	6,686	19,490	(12,804)	-66%



YEAR TO DATE COMPARISON

<u>SHIPPED</u>	<u>YTD 2021</u>	<u>YTD 2020</u>	<u>DIFFERENCE</u>	<u>% OF DIFFERENCE</u>
WHEAT/BARLEY**	388,686	277,686	111,000	39.97%
BREAKBULK**	44,255	78,533	(34,278)	-43.65%



*Measured in tons

YTD Bulk Grain Barges shipped by Tidewater (Qty) for Lewis Clark Terminal
 YTD Barges at Port for Breakbulk cargo

116
 21