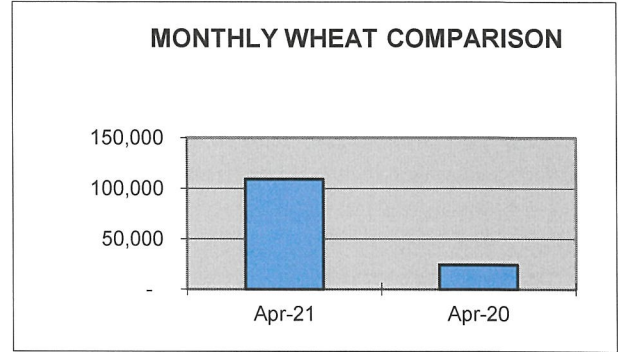
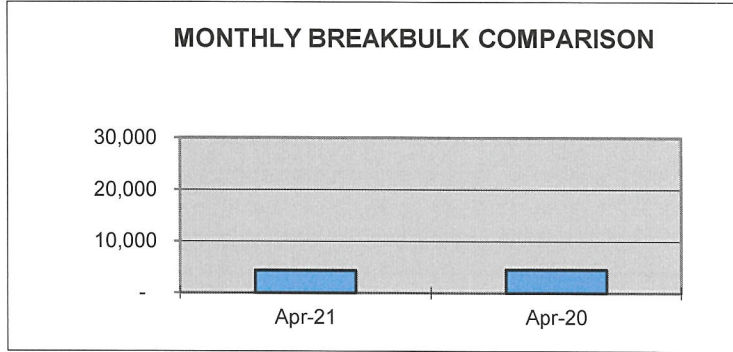


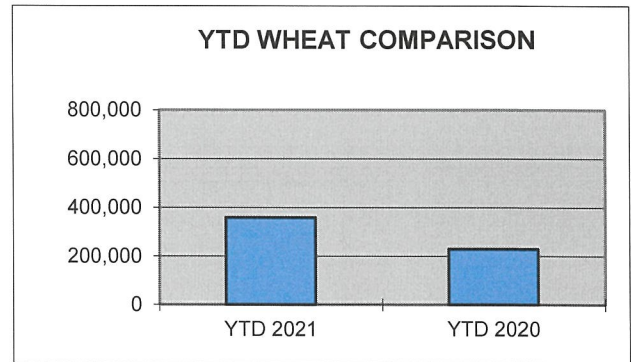
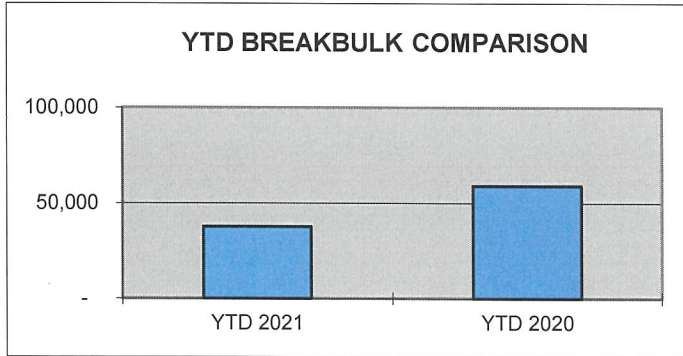
## PORT OF LEWISTON APRIL COMPARISON SHIPPING REPORT

<u>SHIPPED</u>	<u>Apr-21</u>	<u>Apr-20</u>	<u>DIFFERENCE</u>	<u>% OF DIFFERENCE</u>
WHEAT/BARLEY**	109,297	24,296	85,001	350%
BREAKBULK**	4,334	4,498	(164)	-4%



## YEAR TO DATE COMPARISON

<u>SHIPPED</u>	<u>YTD 2021</u>	<u>YTD 2020</u>	<u>DIFFERENCE</u>	<u>% OF DIFFERENCE</u>
WHEAT/BARLEY**	359,256	229,856	129,400	56.30%
BREAKBULK**	37,569	59,043	(21,474)	-36.37%



\*Measured in tons

YTD Bulk Grain Barges shipped by Tidewater (Qty) for Lewis Clark Terminal  
 YTD Barges at Port for Breakbulk cargo

108  
 18