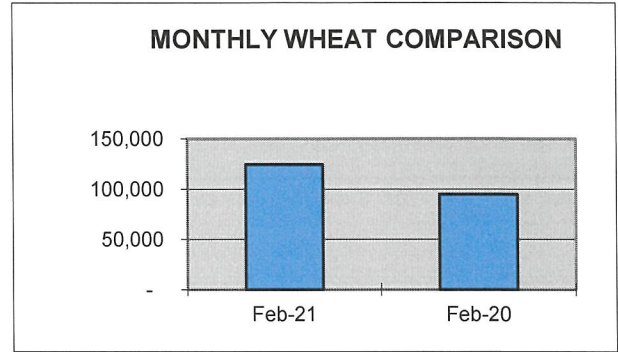
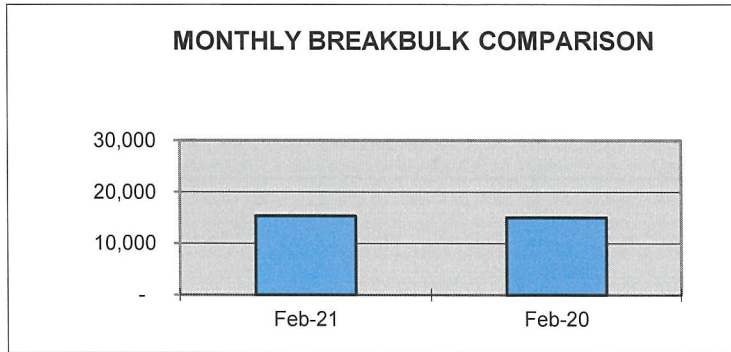


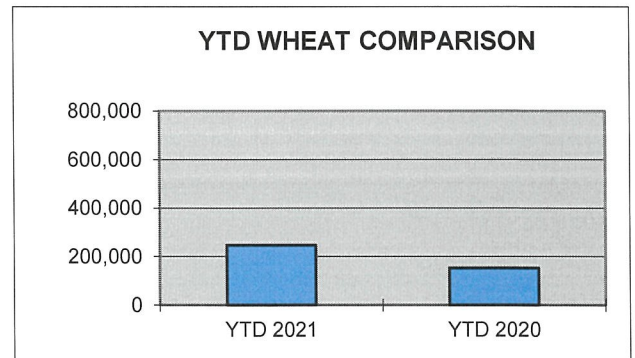
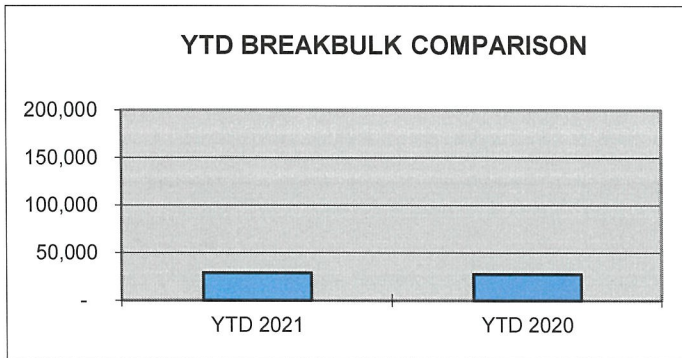
PORT OF LEWISTON FEBRUARY COMPARISON SHIPPING REPORT

<u>SHIPPED</u>	<u>Feb-21</u>	<u>Feb-20</u>	<u>DIFFERENCE</u>	<u>% OF DIFFERENCE</u>
WHEAT/BARLEY**	124,660	94,815	29,845	31%
BREAKBULK**	15,300	15,000	300	2%



YEAR TO DATE COMPARISON

<u>SHIPPED</u>	<u>YTD 2021</u>	<u>YTD 2020</u>	<u>DIFFERENCE</u>	<u>% OF DIFFERENCE</u>
WHEAT/BARLEY**	245,663	153,115	92,548	60.44%
BREAKBULK**	28,737	27,500	1,237	4.50%



**Measured in tons*

YTD Bulk Grain Barges shipped by Tidewater (Qty) for Lewis Clark Terminal
 YTD Barges at Port for Breakbulk cargo

70
 14